



Commercial Projects

RGBW Design, Supply & Integration





Contents

4	Introduction
6	Key Services Offered
8	Case Studies Summary
10	Products / Commercial
11	Products / Residential
12	Design Capabilities
13	Integrated Manufacturing
14	Surface Finishes
15	RGBW System Design, Supply & Commissioning
16	Aqualux History
20	Gosford City Park
22	Peppers Resort / Magnetic Island
24	3D Tree Sculpture
26	Marina Mirage Sails
28	Macksville Bridge
30	Wreck Point
32	HER / 270 Lonsdale St. Melbourne
34	TopStroke by Oxley Golf Club

Introduction

Aqualux Lighting is a vertically integrated Australian lighting company specializing in the design, manufacturing, and supply of premium LED luminaires. With over 35 years of experience in the electronics and lighting industry, Aqualux combines innovative design, advanced technology, and meticulous craftsmanship to deliver superior lighting solutions for both commercial and residential applications.

Our comprehensive range of products includes high-quality, specification-grade luminaires designed to meet the unique challenges of each project. From custom designs to integrated manufacturing processes, Aqualux is committed to providing solutions that not only enhance spaces but also stand the test of time. We work closely with architects, designers, and engineers to create bespoke lighting experiences that bring their visions to life.

Our operations include in-house electrical engineering, product design, and prototyping, allowing us to respond quickly to customer needs and project requirements. With state-of-the-art equipment and a focus on sustainability, Aqualux continues to set the standard in the Australian lighting industry, offering products that blend functionality, durability, and aesthetic appeal.

Our Commitment

Aqualux's mission is to shape light in ways that inspire, transform, and elevate environments. Whether it's for a residential garden or a large-scale commercial installation, our dedication to quality, innovation, and customer satisfaction remains at the heart of everything we do.



Key Services Offered

- **Custom Design & Prototyping:** Tailored lighting solutions designed to meet specific project requirements, from minor modifications to completely new product developments.
- **Integrated Manufacturing:** In-house facilities for electrical engineering, CNC production, powder coating, and assembly, ensuring high quality and rapid turnaround.
- **RGBW System Design, Supply & Commissioning:** expert design and integration of RGBW lighting systems, including fitting placement schedules, wiring diagrams, and on-site or remote control capabilities.
- **Surface Finishing Options:** Extensive range of surface finishes including powder coating, aged brass, nickel plating, chrome, copper, and 24k gold plating for ultimate luxury.
- **Commercial & Residential Lighting Products:** Comprehensive selection of specification-grade products with customizable options including power, CCT, CRI, dimming methods, and light shaping.
- **Project Consultation & Support:** Professional advice and support throughout the design and installation phases, ensuring optimal product selection and system performance.
- **System Integration Services:** Seamless integration of control and lighting systems for enhanced functionality and ease of use, tailored to the specific needs of each project.
- **Commissioning & Programming:** On-site programming and commissioning services to ensure lighting systems operate as intended, with flexibility for future upgrades and adjustments.



Case Studies Summary



Peppers Resort / Magnetic Island

Upgraded landscape lighting to enhance outdoor spaces with new black powder-coated brass fittings and LED technology, improving aesthetics, efficiency, and maintenance ease.



Gosford City Carpark

Implemented an advanced RGBW lighting system with wireless DMX control, enhancing safety and aesthetics while providing flexible event-based programming for the carpark area.



Wreck Point Lookout

Integrated RGB Neon Flex lighting as part of a scenic artwork installation, enhancing the coastal viewpoint with vibrant, programmable lighting displays.



3D Tree Sculpture

Partnered with a metal artist to create a custom illuminated sculpture using RGB lighting, highlighting the artwork's structure with a programmable, color-changing display.



Macksville Bridge

Designed and installed a programmable, color-changing lighting display to highlight the bridge's architectural features, enhancing the visual impact of this historic structure.



Marina Mirage Sails

Illuminated the iconic sails with RGBW lights, creating dynamic lighting effects controlled via a central DMX system, enhancing the aesthetic appeal of the waterfront landmark.



HER / 270 Lonsdale St. Melbourne

Collaborated with designers to implement dynamic RGBW lighting for a multi-level restaurant and bar, creating immersive lighting experiences aligned with the venue's modern aesthetic.



Topstroke by Oxley Golf Club

Providing excellent coverage and enhancing the overall atmosphere of the golf course and surrounding areas; created an inviting and functional environment for both day and night activities.

Products

Commercial

Our range of specification and commercial grade product is comprehensive and also growing quickly.

As we respond to new customer requests and project requirements, products are developed to meet the challenges our customers face in shaping light in just the right way.

Featuring a multitude of configuration options including power, CCT, CRI, dimming methods and light shaping options, our commercial grade products also come with industry leading warranty terms.




Products

Residential

Featuring solid brass construction and high-quality workmanship throughout, the residential range is crafted to deliver the best possible performance and longevity for garden lighting applications.

Suitable also for many commercial projects, the primary distinction is the focus on replaceable lamps rather than integrated LED engines.

With a range of options to suit many project budgets, the residential cast brass range is extremely durable for long lasting performance.



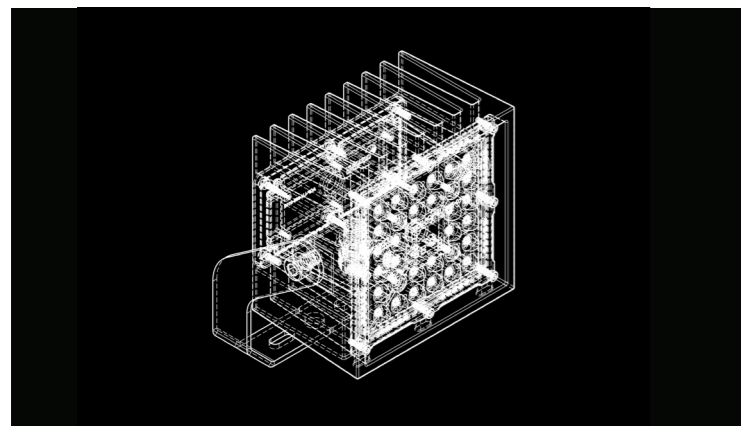


Design Capabilities

A custom design of the perfect fitting for your next project is more than just possible it's often preferable.

From a minor change to a completely new and unique product, Aqualux can help design, prototype, test and approve a luminaire to your exact requirements.

Aqualux has developed many customised products over the years and whilst some have ended up in our standard range others remain exclusive to the customer for whom we designed the fitting.

Please contact us for any custom product enquiries or speak with your sales rep.



Integrated Manufacturing

Aqualux is a vertically integrated lighting company - we design, prototype and manufacture a wide variety of LED luminaires on-site in Sydney, Australia.

Our facilities include in-house electrical engineering, product design & development, prototyping, testing, CNC production, pre-treatment and powdercoating, assembly and warehousing.

Some of our equipment includes;

- Okuma LB3000-EX ii lathe with barfeeder
- Formlabs SLS Fuse 1 3D printer
- Tektronix MS044 Mixed Signal Oscilloscope
- Keysight AC6802 AC Power Source
- Integrating Sphere
- IP testing chamber
- Thermal Stress Test Chamber for accelerated testing
- LED testing station with data logging
- 7-Tank Best-in-class pretreatment line
- Ryonex closed loop ion exchange waste water recycling system
- Dulux powder coating line




Surface Finishes

Surface preparation and treatment is critical to ensuring long-term durability of an external light fitting in a variety of conditions, from relatively benign urban environment to harsh coastal or tropical situations.

Aqualux makes extensive use of the Dulux powder range which gives designers and engineers an abundance of color options on many of our fittings.

In addition to this we finish our brass products in a variety of treatments including Raw / Tumbled, Aged Brass, Electroless Nickel Plate, Chrome & Copper Plate.

We are even able to offer 24k gold plating on brass products for the ultimate in luxury and surface durability.



Natural White



Basalt



Medium Bronze



Black



The full Dulux powder coat range is available upon request.

The colours displayed should be used as a guide for your colour selection.

Visit www.duluxpowders.com.au or contact Aqualux for further information

RGBW System Design, Supply & Commissioning

Aqualux has been involved in the design, supply and systems integration of many well regarded outdoor lighting installations featuring RGBW colour change lighting.

Our integrated operation allows us to help clients specify the correct luminaire for the project, including output powers, colour temperatures and optical parameters.

We can provide fitting placement schedules, system wiring diagrams and full programmatic capabilities for both on-site and remote control of the facility.



Aqualux History

Aqualux Lighting is a family-owned Australian business that has been operating for more than 35 years in the electronics industry (as Telectran International) and for the past 18 years in outdoor lighting.

Starting in 1986 as a contract electronics manufacturer we became known throughout the industry for quality and consistency and were a key supplier to many of Australia's most well known companies including Cochlear, Mitsubishi Electric, United Group & Lucent Technologies.

Having launched Aqualux in 2006, in 2020 we embarked on a major expansion focusing exclusively on Australian Made LED luminaires which has seen significant investment in both machinery and people.



Case Studies



Gosford City Carpark

Project Overview

Central Coast Council received a grant to enhance the carpark area, building on the success of previous lighting installations, including the uplighting of nine trees near the train station. The council's initial request was to light up both the north and south ends of the carpark, totaling 128 lights. After careful consideration, the project was adjusted to cover the areas unobstructed by buildings, resulting in the installation of 53 AQL-985 RGBW lights – 33 in the north and 20 in the south. The grant was a partnership between Transport NSW and Central Coast Council called Safer Cities:Her way.

Lighting Solution

To achieve the council's vision, R.J. Fowler Electrical selected the AQL-985 RGBW lights, equipped with integrated DMX and wireless DMX (WDMX) technology. This choice offered significant benefits in terms of installation efficiency and cost savings, eliminating the need to run wired DMX data to each light across multiple levels of the carpark. Instead, a split DMX data feed was run to the middle level of both ends of the carpark, connecting to a Lumen Radio CRMX Slim wireless DMX transmitter. This setup allowed the DMX signal to be transmitted wirelessly to all lights on each level.

The WDMX system also provides flexibility for future upgrades, enabling easy addition of fixtures to expand coverage across the carpark or other areas.



Control and Integration

For control, the team implemented a Nicolaudie Dina DR2 Lite with a lifetime cloud license and an annual ultimate access license, ensuring seamless remote management. A 4G router, supplied by Teltonika, along with a SISO antenna, was installed to facilitate cloud connectivity and remote access. This setup allows for real-time monitoring, firmware updates, and scene management from any location, minimizing the need for on-site interventions.

As the installation neared completion, the council requested the integration of a new LED-illuminated carpark sign into the system. Thanks to the wireless DMX infrastructure already in place, this was easily achieved by adding a wireless DMX receiver and a 240VAC DMX relay, which was then integrated into the spare zone on the DR2 Lite controller.

Enhanced Functionality

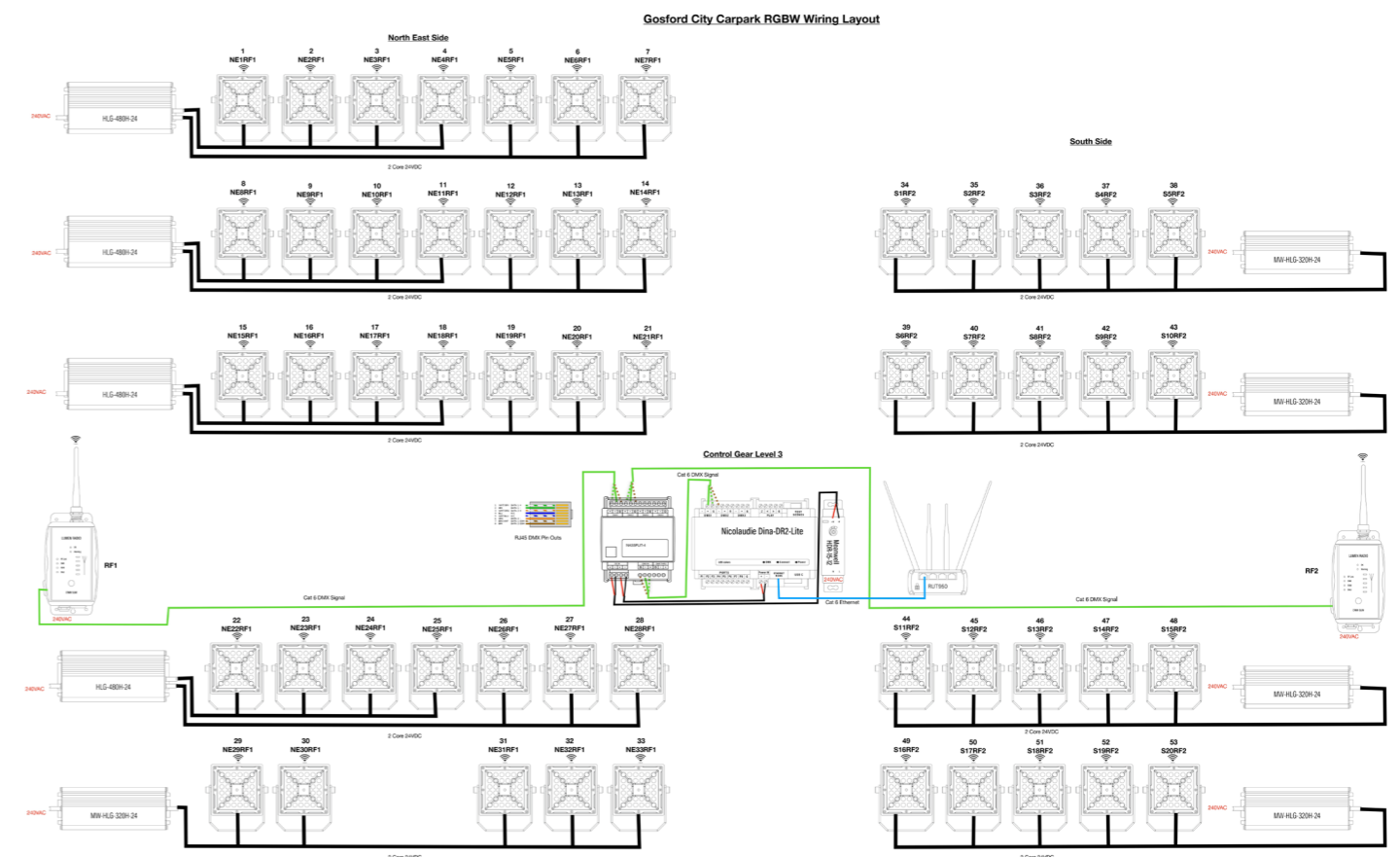
Given the success of the scheduled events for the tree lights outside the train station, the council decided to implement a full annual schedule of events for the carpark lights. This included adding team colors for NRL teams playing at the nearby stadium. Additionally, due to the proximity of residential towers and offices, the council requested dimming levels for the lights, which were easily implemented to minimize light pollution.

The 4G router's cloud functionality, coupled with the DR2 Lite controllers, provides Gosford City Council with comprehensive control over the lighting system. They can now monitor and override scheduled scenes remotely, ensuring the lights meet their needs for any event or occasion.



The Outcome

The installation has provided Central Coast Council with a robust, flexible, and future-proof lighting system that not only enhances the carpark's safety and aesthetics but also supports various events throughout the year. The integration of advanced control gear and wireless technology has simplified the management of the system, ensuring that the council can easily adapt to changing requirements without significant additional costs. The project stands as a testament to the successful collaboration between Central Coast Council, R.J. Fowler Electrical and Aqualux Lighting delivering a solution that meets and exceeds the council's expectations.



Peppers Resort / Magnetic Island

The Challenge

Coastal resort Peppers Blue on Blue were looking to upgrade their landscape lighting to breathe new life into their outdoor space. After years of wear and tear, their outdoor lighting system was old and inefficient.

Original landscape lighting design plans were no longer available, and the gardens had also changed considerably since lights were first installed around the grounds. A significant update was required to make the lighting more efficient, user friendly and easier to maintain while illuminating the tropical splendour of the resort at night.

The Approach

To understand what the client wanted to achieve with their new landscape lighting design, we visited the resort and met with the Maintenance Manager and General Manager. While there, we toured the resort and inspected the existing lighting system. It included a mixture of halogen spikes, 240V CFL wall lights, 240V bollards and 240V floods.

The garden had grown over many fittings and power supplies, many casings were cracked and no longer water-tight, some spikes had rotted out and a number of bollards were loose. Several lights weren't working and lights in most areas had a mismatch of warm white and cool white colour temperature globes in them.

Based on this, we established the scope of the work and made recommendations about what new lighting would be required.

In the garden, we replaced roughly 180 individually powered spikes with sleek new black powder-coated brass AQL-503 spikes connected to 70 shared 24V Aquatran AQO power supplies – significantly reducing the number of power supplies. Fitting a number of globes from the Aqualux AGL drop-in LED range, the MR16 AQL-503 allowed globes with different lumen outputs, beam angles, colour temperatures and colours. The globes can also be changed by general maintenance staff, giving the client the power to replace and change the lights.

For the flood lights, we used the same AQL-503 fitting but with AGL-550 6W drop-in LED to suit the task of illuminating tall, well-established trees.

Most of the bollards were changed for either AQL-135 spike bollards or sturdy AQL-136 600mm surface mount bollards. Unsightly old 240V bollards mounted around the deck were replaced with sleek, low-profile AQL-565 brass surface mount runway lights.

The CFL wall lights were converted to LEDs and replaced with elegant brushed chrome AQL-420 slotted step lights, while makeshift poles and cheap festoon lights were replaced by new permanent poles, 80 metres of AQF-C-050B festoon cable and 161 AQF-G-003 1W LED filament globes.

We lit dark paths near the large pool by installing new landscape lighting around pool areas. And we replaced old batten lights mounted on outdoor structure beams with AQL-176 12W surface mount pucks. We also lit two signs using AQL-980 RGBW floods that could change colours using a wireless remote control. And lastly, we added AQF fairy lights to a row of trees on the front footpath – a magical sight for people arriving on the island at night on the water taxi or car ferry.

The Insight

The success of any larger lighting project comes down to a thorough understanding of the client's requirements and careful planning to achieve their goals.

We sourced a fire evacuation plan to use as the basis of our lighting plan so we could be confident we had all areas covered. After assessing the existing lighting and identifying significant room for improvement in both the placement and the types of lights currently in use, we designed a plan to illuminate the grounds with maximum efficiency and effect. We stayed on site for seven days to get the job done quickly (working outside of school holidays and peak periods) to ensure as little interruption as possible.



The Outcome

We meticulously outlined the placement of the system, suggesting types of fittings, finish, brightness, beam angle and colour temperature or colour of LEDs to be used.

Existing halogen bulbs and CFLs were replaced with LEDs, greatly reducing the power consumption of the whole system.

New lights were strategically chosen based on aesthetic appeal as well as efficiency, flexibility and ease of use.



3D Tree Sculpture

The Challenge

When our long-term customer, Lighting Options, approached us to work with metal artist Matt Hill on a custom-made sculpture for Autumn Aged Care, it was an exciting opportunity to collaborate on a unique creative vision. The brief was to create an outdoor art piece that celebrates Autumn, using a bespoke outdoor lighting design to transform an installation from looking incredible during the day to looking spectacular by night.



The Approach

We worked flexibly with Matt through the design phase, providing samples and workshoping different outdoor lighting design options to achieve the desired outcome – an illuminated 3D full-scale metal tree sculpture.

To showcase the sculpture’s structural beauty, we proposed a twelve-level, independently controlled lighting system programmed to illuminate the tree in a changing rainbow of colours. We also provided a simpler lighting design option to allow for varying levels of complexity and cost. Once the concept was finalised, the client opted for the more complex proposal which featured a dynamic lighting array of colour, representative of changing seasons.

The Build

Matt managed the building and installation of the tree, fabricated from corten steel and half-filled with concrete for structural support. We commissioned the lighting and managed the technical side of the lighting and cables, including installation, connection, wiring into the board, all set up and programming. We used AQS-410 RGB Neon Flex lights, with all control gears cleverly hidden inside the trunk of the tree.

The Insight

By focusing on supporting Matt on his creative journey as an artist, we used our expertise to meet the challenges of lighting a bespoke structure while helping him achieve his vision. Taking a hands-on approach to this project from concept to completion, we tackled design issues along the way and supported Matt to passionately follow his inspiration and deliver an innovative, contemporary sculptural art piece.



The Outcome

The complex design produces a dazzling display of light, illuminating the tree from within and bringing it to life as it evolves through a vibrant colour range. Each new display captures a different mood, evoking a perennial sense of change. The flexible design allows for many and varied scenes, with the tree programmed to follow every event in the Victorian calendar year.

Marina Mirage Sails

Spoilt For Choice, But At What Cost?

The existing system to light up the sails was comprised of older styled mono mercury vapour lamps, these were large, expensive to run, and due to their proximity to the ocean, prone to corrosion. There were several options available to light up the sails. The price of projection would only allow for the West side of the sails to be lit, and Philips RGB was outside of the budget.



The Value in Our Lighting Systems

After surveying the area and discussing the client's needs, we were able to recommend the AQL-912 (50W) RGBW and the AQL-913 (100W) RGBW lights. Controlling the system were the tech DMX decoders, Meanwell power supplies, with the whole system run on a Nicolaudie Stick DE3+ DMX Wall Controller, allowing for independent lighting effects.

The Installation

Illuminating the sails took 27 x AQL-912 for the East facing small Sails, and 27 x AQL-913 for the West facing large Sails. To control the lights and their effects we used, 9 x 24ch DMX decoders, 9 x Meanwell Power Supplies, and 1 x Stick DE3+ DMX Controller. Powder-coating prevented galvanic corrosion between the aluminum body and stainless steel bolts, making them perfect for the environment.

A couple of years ago we had tested this combination, they look as good as the day they were installed. The reliable Ltech decoders have been our go-to decoder for years, as are the Meanwell power supplies. The Nicolaudie Stick DE3+ offered a wall mount controller that was used in the Centre Management office in the center of the complex.

Calendar set events were programmed to change the colour and lighting effects. An override manual triggering option for configured for special events and scenes.

Unforeseen Issues

There were no unforeseen issues, Aqualux supplied the lighting layout, wiring diagram, powers supply placement, decoder location, as well as programming the system.

The installation and commissioning went off without a hitch.

Client Response

The client was very happy with the final result and has had positive comments from the Gold Coast Broadwater Community on how amazing the iconic Marina Mirage Sails look.



Macksville Bridge

The Challenge

The Nambucca Valley Council's brief was to light the historic Macksville Bridge to accent the bridge features and create a colourful mood. Specifically, they required programable coloured lighting to highlight the Macksville Bridge's pylons and trusses, and the installation needed to allow for bridge maintenance, including painting which occurs approximately every 5 years.



The Insight

A flexible approach was critical. Our initial proposal included the use of AQS-510 neon flex product for the sections of strip required on top of the bridge. As these were not feasible due to the maintenance and preservation requirement, we instead increased the number of AQL-180 spotlights used, from 82 to 94 – achieving the desired outcome, while meeting the requirements.



The Approach

From the outset, we worked with a consulting firm commissioned by the Council to advise on and supply a lighting display that would achieve maximum results within the constraints of the project requirements.

We chose our Lumena Pro AQL-180 Spotlight for the trusses and pylons. Designed for the harsh Australian weather and perfect for the dynamic RGB illumination of a variety of external facades and features, in total we used 94 x AQL-180 with two beam angles to evenly light the bridge.

To further enhance the visual experience, we used Lumena Pro AQL-980 Slimline Architectural Floodlights to reflect light off the water, creating a shimmering effect.

As a low-profile, high-powered floodlight with multiple configurable options, the AQL-980 is the perfect choice for advanced lighting design.

Controlling and powering the 95 fittings needed 17 x DMX receivers and 17 x 24VDC power supplies. A Nicolaudie SLESA-UE7 was used for the controller offering calendar event scene programming and automatic triggering with a year's worth of scenes, including daylight savings adjustments.


All light fittings and control boxes also needed to be firmly secured to the bridge, yet easily removed for maintenance. Jamie's Electrical and Instrumentation sourced age-specific 'I' beam clamps from the United Kingdom, meeting the council's preservation guidelines.

Products We Used

Lumena Pro
AQL-180
Spotlight



Lumena Pro
AQL-980
Slimline
Architectural
Floodlight



The Outcome

Aqualux Lighting developed the lighting plan, wiring diagram, addressing spreadsheet, and lighting program. Combined with the knowledge and meticulous attention to detail from the team at Jamie's Electrical and Instrumentation, installation and commissioning were carried out seamlessly.

The result is a brilliant display of rainbow colours that showcases the historic bridge and inspires a sense of awe for the road that connects the Macksville community with its neighbours. The bridge is also breathtakingly reflected in the still waters of the river below.

The Council was delighted with the outcome and is exploring lighting up other areas of the town like the foreshore and laneways. The Macksville Bridge lights have been very popular with the locals, with extra scenes programmed for events like NAIDOC week.

Wreck Point

The Challenge

Wreck Point Lookout in Cooee Bay offers breathtaking 360-degree views of the Capricorn Coast and Keppel Bay, attracting visitors with its meandering nature trail, sandstone steps, and a viewing platform that overlooks a dramatic rocky outcrop. To enhance the visitor experience, a creative lighting solution was needed to complement the site's unique natural and artistic elements, particularly an evening light display that ties into the 'shipwreck' artwork at the lookout.



The Approach


Aqualux played a pivotal role in transforming the lookout into a dynamic visual experience, especially during the evening hours. The approach centered around the installation of Aqualux RGB Neon Flex lighting, which was used to highlight the 'shipwreck' artwork, adding a vibrant and atmospheric dimension to the scenic location. Beyond simply supplying the lighting, Aqualux was actively involved in the systems integration and programming phases, working alongside other suppliers to ensure a seamless coordination of equipment and lighting controls. This collaborative effort ensured that the lighting display aligned perfectly with the artistic vision and technical requirements of the project.

Products We Used

AQS-500
IP68 Neon
Flex



Lumena
AQL-155
Decklight



The Insight

The Wreck Point project underscored the value of thoughtful lighting design in public spaces, particularly how it can transform a scenic lookout into an engaging, multi-sensory experience after dark. The collaboration between Aqualux and various suppliers demonstrated the importance of integration and programming in creating a cohesive lighting installation that not only enhances the landscape but also adds narrative value to the space. The use of RGB Neon Flex lighting provided flexibility in programming, allowing for creative expression that enriched the 'shipwreck' theme and captivated visitors.

The Outcome

The lighting installation at Wreck Point Lookout successfully elevated the site's appeal, offering a memorable experience that extends beyond daylight hours. The vibrant, dynamic lighting display became an integral part of the lookout's identity, drawing more visitors to the location at dusk and into the evening. Aqualux's involvement in the supply, integration, and programming of the lighting system ensured that the project was not just about illuminating a space, but about telling a story that resonated with the natural and artistic elements of Wreck Point. The outcome is a scenic destination that captivates visitors both day and night, enhancing the cultural and visual significance of this iconic coastal lookout.

HER / 270 Lonsdale St. Melbourne.

The Challenge

Aqualux was tasked with a significant challenge: to help realize the illumination design goals for 'HER,' a new multi-level restaurant and bar experience located in Melbourne's CBD. Collaborating with L'Observatoire International and Adrian Pizzey Lighting, Aqualux was required to deliver a lighting solution that would elevate the venue's aesthetic and experiential appeal, making it a standout destination in a highly competitive hospitality market.

The Approach

To meet the project's ambitious goals, Aqualux became deeply involved in nearly every aspect of the lighting implementation. This close collaboration with the designers and electricians ensured that the right products were specified and supplied to align perfectly with the design vision. One of the key features was a dedicated music room featuring over 1,000 individually controllable pixels on the ceiling, integrated with both DMX and acoustic controls, creating a fully immersive and responsive lighting environment. Another focal point was the lift-core and stairwell space, where Aqualux installed dynamic RGBW lighting programmed in a variety of patterns that could be tailored to suit the mood, enhancing the overall atmosphere of the venue.

The Insight

The project highlighted the importance of seamless collaboration between design and implementation teams in achieving a cohesive lighting outcome. By working closely with the designers and installers, Aqualux was able to ensure that the lighting not only met aesthetic expectations but also enhanced the overall guest experience. The integration of dynamic lighting systems and acoustic controls demonstrated the power of innovative technology in creating unique, adaptable environments that can transform a space's mood in real-time.



Products We Used



AQL-880-RGBW



AQF-PX-200



AQL-180



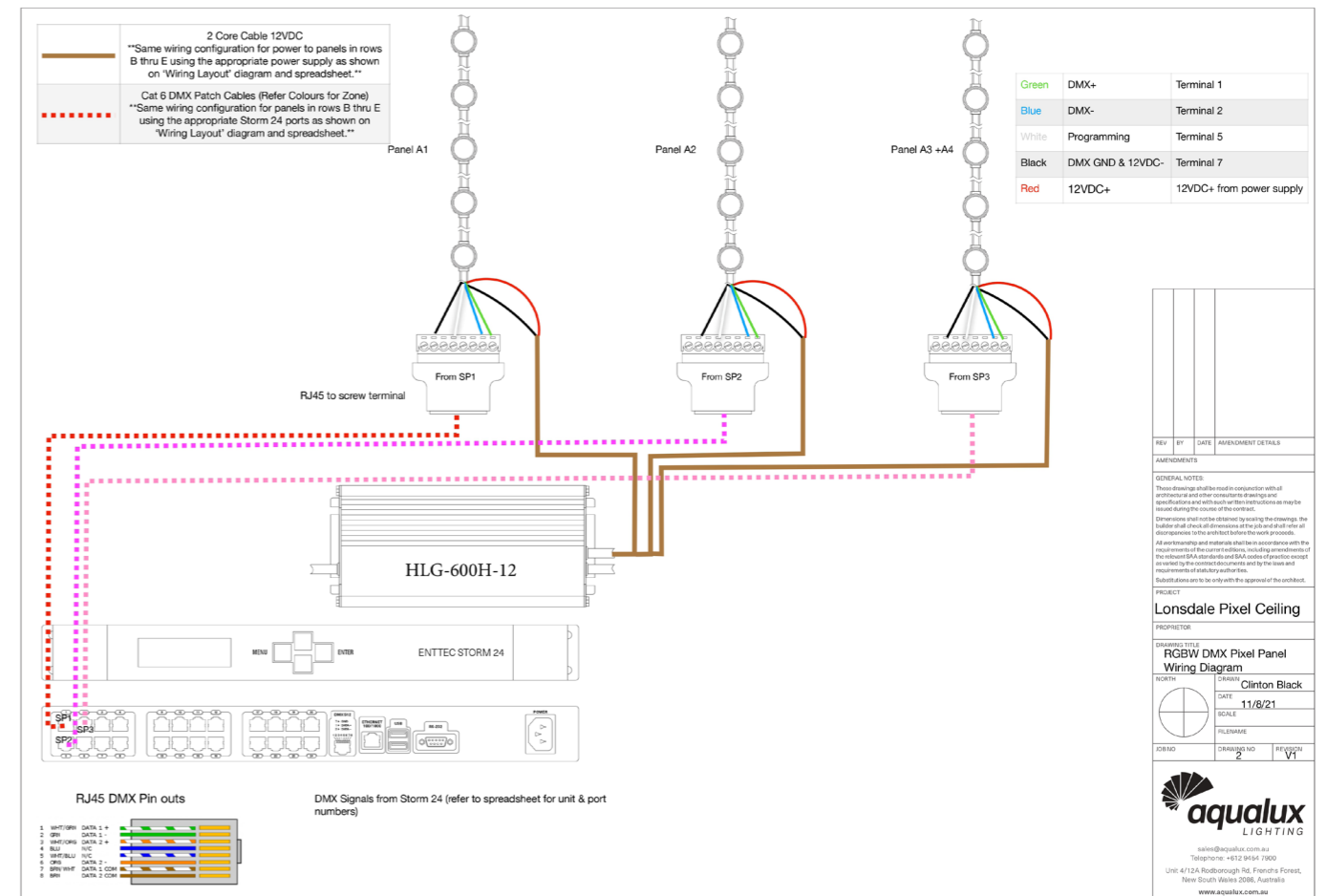
AQS-500-DMX



AQS-170

The Outcome

The completed lighting design for 'HER' surpassed expectations, delivering a visually captivating and immersive environment that became a defining element of the venue. The innovative use of dynamic, programmable lighting set a new standard for integrating technology and design in hospitality spaces. The successful collaboration among Aqualux, L'Observatoire International, and Adrian Pizzey Lighting showcased Aqualux's capability to execute complex, high-impact lighting solutions that elevate the guest experience and create memorable, vibrant spaces. The project not only met the client's goals but also positioned 'HER' as a landmark destination in Melbourne's nightlife scene.



TopStroke by Oxley Golf Club

Project Overview

Oxley Golf Club was constructing an 18-hole miniature golf course on a reclaimed green beside their clubhouse. The General Manager approached Daryl from Alpha LED to develop a lighting plan for the new course, which was to enhance both functionality and aesthetic appeal.

Alpha LED turned to Aqualux for a lighting solution, bringing site plans to the table for review. After a collaborative site meeting with all involved parties, Aqualux was asked to provide three distinct lighting design options:

- Option 1:**
A single 30m light pole centrally located, equipped with sufficient lighting to cover the entire course.
- Option 2:**
Two 20m light poles spaced centrally, again ensuring adequate coverage of the course.
- Option 3:**
Multiple 10m poles spaced around the perimeter of the course to achieve even illumination.

Solution

After reviewing the three options, the client chose **Option 3**, which involved the installation of seven 10m poles, each fitted with AQL-931-1000W fixtures. The decision to go with shorter poles was influenced by the course's location near Archerfield Airport, where the lower height helped avoid interference with air traffic while still providing even coverage across the entire course.

Additionally, Aqualux was tasked with supplying festoon lighting to illuminate a nearby entertainment area, used for events and parties. These festoons were arranged in a zigzag pattern across the space, mounted on catenary wire due to the large span. Pathway lighting, using AQL-136 bollards, was also installed along the walkway from the clubhouse to the course and other key areas. The AQL-136 bollards were chosen for their 600mm height, wide light spread, and sturdy mounting system.

Challenge & Resolution

During the project, shade structures were added after the initial lighting design had been finalized, causing unwanted shadowing on certain parts of the course. Aqualux quickly resolved this issue by recommending the installation of AQL-176 surface-mount puck lights in the same color temperature as the floodlights, effectively eliminating the shadows and maintaining consistent lighting across the course.

Outcome

The project was completed to the client's satisfaction, with the final lighting solution providing excellent coverage and enhancing the overall atmosphere of the golf course and surrounding areas. The combination of pole lighting, festoon lights, and pathway bollards created an inviting and functional environment for both day and night activities.

Customer Feedback

The Oxley Golf Club was extremely pleased with the outcome, praising the quality of the lighting and its flawless coverage.



