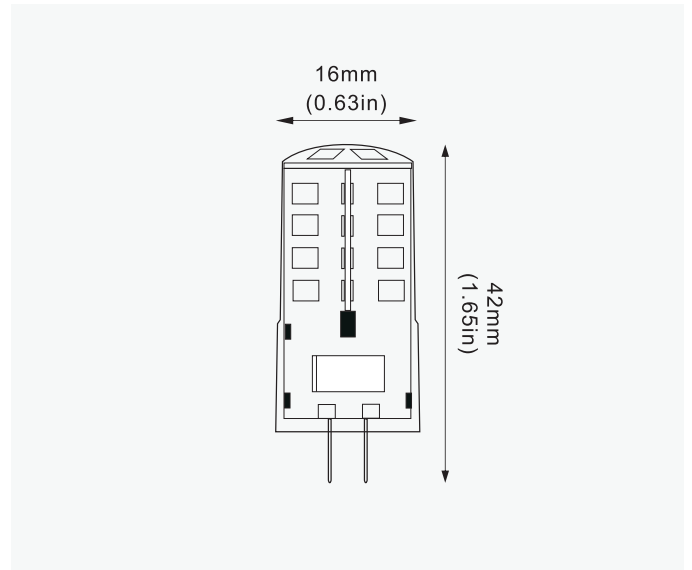


AGL-200 Series

G4 BIPIN Globes



AGL-200-27XDC / 2700K / G4 / 360°



Product Data

Product Code	AGL-200-27XDC
Description	Aqualux 200 Series LED Lamp
Type	G4 BIPIN
Construction	Transparent Silicon
Warranty	3 Years

Electrical Data

Input Voltage Range	12~24V AC/DC		
Nominal Voltage	24VAC		
Nominal Power	3w		
Nominal Current	125mA		
Input Voltage	-	-	24VDC 24VAC
Rated Power	-	-	2,5 2,4
Operating Frequency	-	-	- 50Hz

Dimming Compatibility	Non-Dimming
Wiring Scheme	Parallel
Startup Time	< 0.5s

Mechanical & Thermal Data

Overall Length	42mm
Max Diameter	16mm
Lamp Base	G4
Weight	8g
Operating Temp Range	-20° - 45°
IP Rating	IP65

Photometric Data

Nominal Flux (lm)	200
Input Voltage	24VAC
Input Power (W)	2,4
Rated Flux (lm)	216
Efficacy (lm/W)	88,76
CCT	2700K
CCT Description	Warm White
CRI (Ra)	85
CRI (R9)	23
TM-30 (Rf)	85
TM-30 (Rg)	92
SDCM	-
Peak Intensity (cd)	21
Nominal Beam Angle	360°
Measured Beam Angle (FWHM)	360°

Lifespan Data

L70	25.000
Switching Cycles	15.000

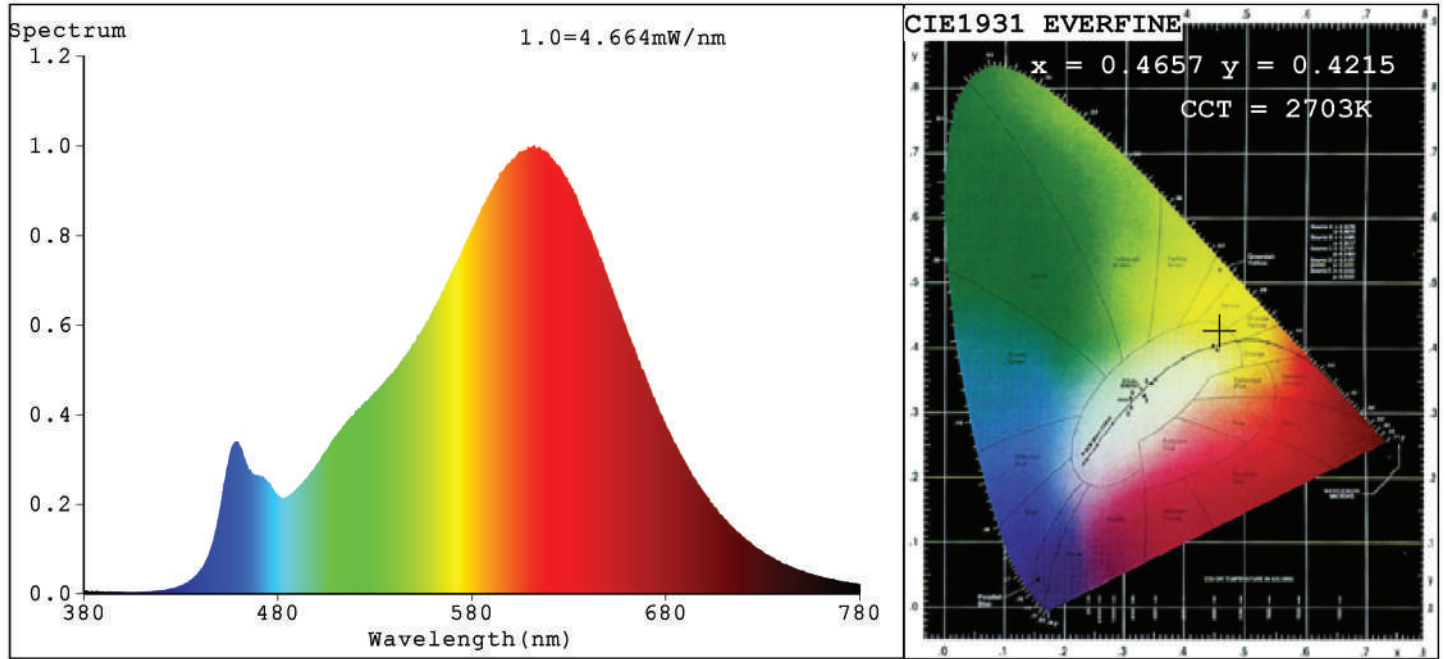
Compliance Data

AS/NZS 62838:2020	Yes
AS/NZS CISPRO 15: 2018	Yes
EMI	Yes
RCM	N/A
Mercury Content	0mg

Visit www.aqualux.com.au for: Full product details and available options.
Order code configuration & customised datasheets. Voltage drop calculator & LED technical information.

+61-2-9454-7900
sales@aqualux.com.au

Spectrum Test Report



Color Parameters

Chromaticity Coordinate: $x=0.4657$ $y=0.4215/u'=0.2614$ $v'=0.5323$
 CCT=2703K(Duv=0.0035) Dominant WL:Ld =583.1nm WL:Lc = --nm Purity=66.3%
 Ratio:R=25.3% G=72.2% B=2.5%; Peak WL:Lp=612.2nm FWHM=127.8nm
 Render Index:Ra=85.3 AvgR=80.7 TM30:Rf=85 Rg=92

R1 = 84 R2 = 94 R3 = 96 R4 = 82 R5 = 84 R6 = 94 R7 = 84
 R8 = 64 R9 = 23 R10 = 86 R11 = 82 R12 = 75 R13 = 87 R14 = 98 R15 = 77

Photo Parameters

Flux = 216.5 lm | Eff. : 88.76 lm/W | Fe = 690.1 mW

Electrical Parameters

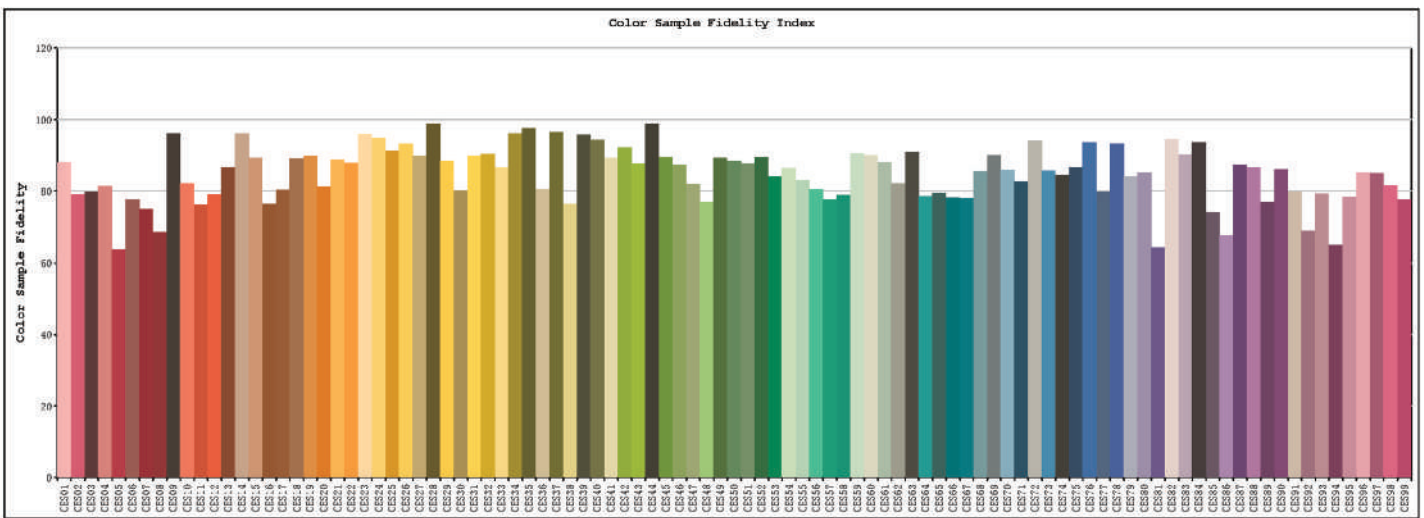
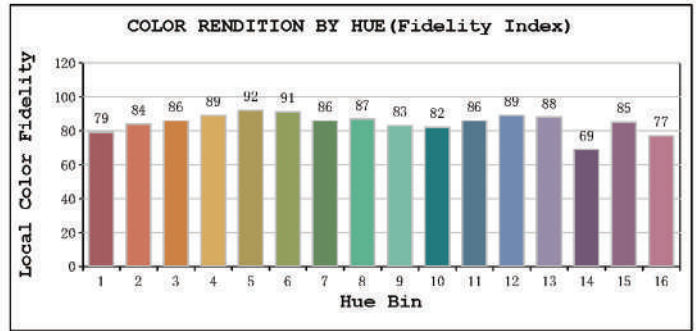
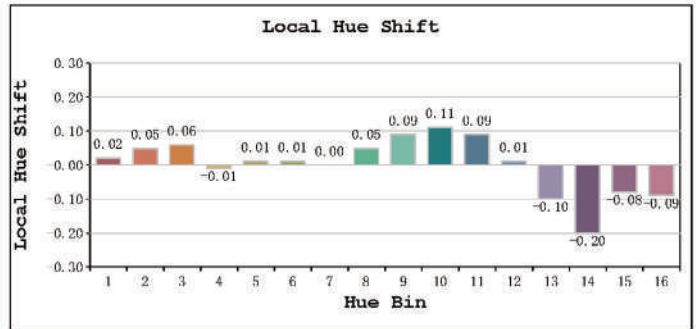
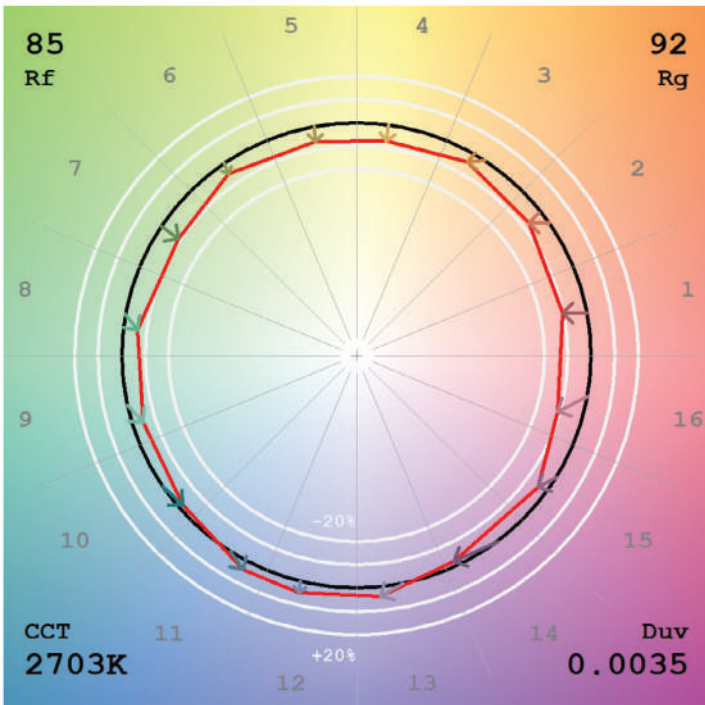
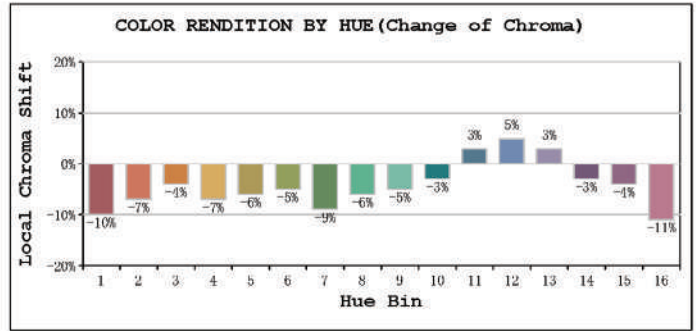
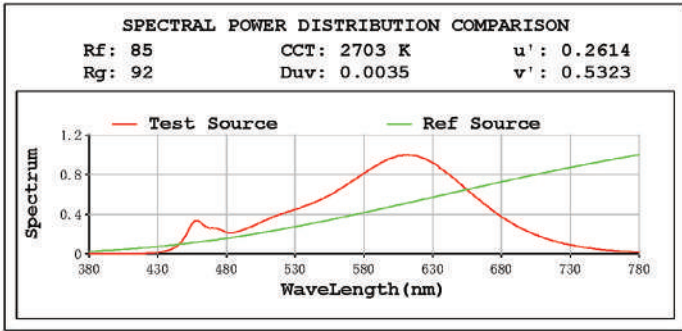
V = 23.978 V I = 0.1682 A P = 2.439 W PF = 0.6047
 LEVEL: OUT WHITE: ANSI_2700K
 Status: Integral T = 523 ms Ip = 49594 (76%)

GBT5702

Model: AGL-220-27XDC Number: 2
 Tester: SL Date: 2024-05-09 09:45:15
 Temperature: 25Deg Humidity: 25%
 Manufacturer: AQUALUX Remarks: 24VAC CV

TM30

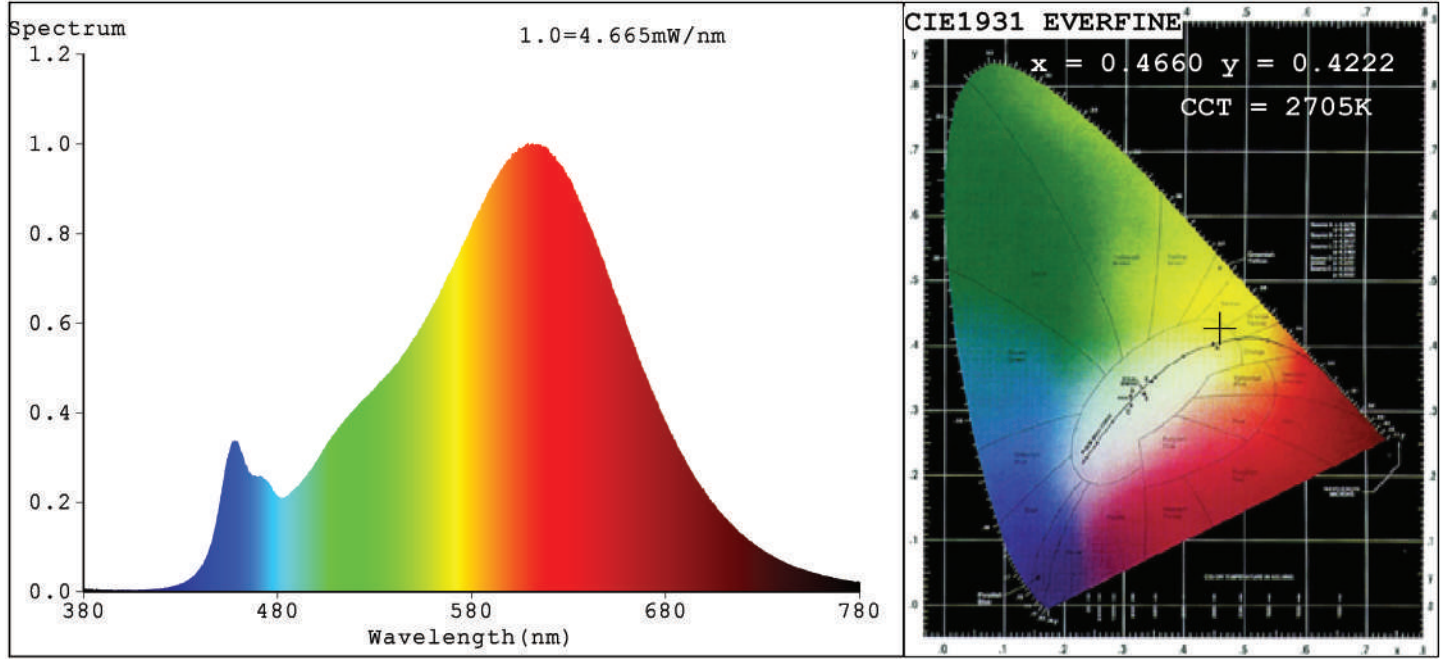
View Angle:2 Deg



Model: AGL-220-27XDC
 Tester: SL
 Temperature: 25Deg
 Manufacturer: AQUALUX

Number: 2
 Date: 2024-05-09 09:45:15
 Humidity: 25%
 Remarks: 24VAC CV

Spectrum Test Report



Color Parameters

Chromaticity Coordinate: x=0.4660 y=0.4222/u'=0.2613 v'=0.5326
 CCT=2705K(Duv=0.0037) Dominant WL:Ld =583.0nm WL:Lc = --nm Purity=66.6%
 Ratio: R=25.3% G=72.3% B=2.4%; Peak WL:Lp=609.0nm FWHM=128.0nm
 Render Index:Ra=85.4 AvgR=80.7 TM30:Rf=85 Rg=92

R1 = 84 R2 = 93 R3 = 96 R4 = 82 R5 = 84 R6 = 94 R7 = 85
 R8 = 65 R9 = 24 R10 = 85 R11 = 82 R12 = 75 R13 = 86 R14 = 99 R15 = 77

Photo Parameters

Flux = 217.6 lm | Eff. : 91.79 lm/W | Fe = 692.4 mW

Electrical Parameters

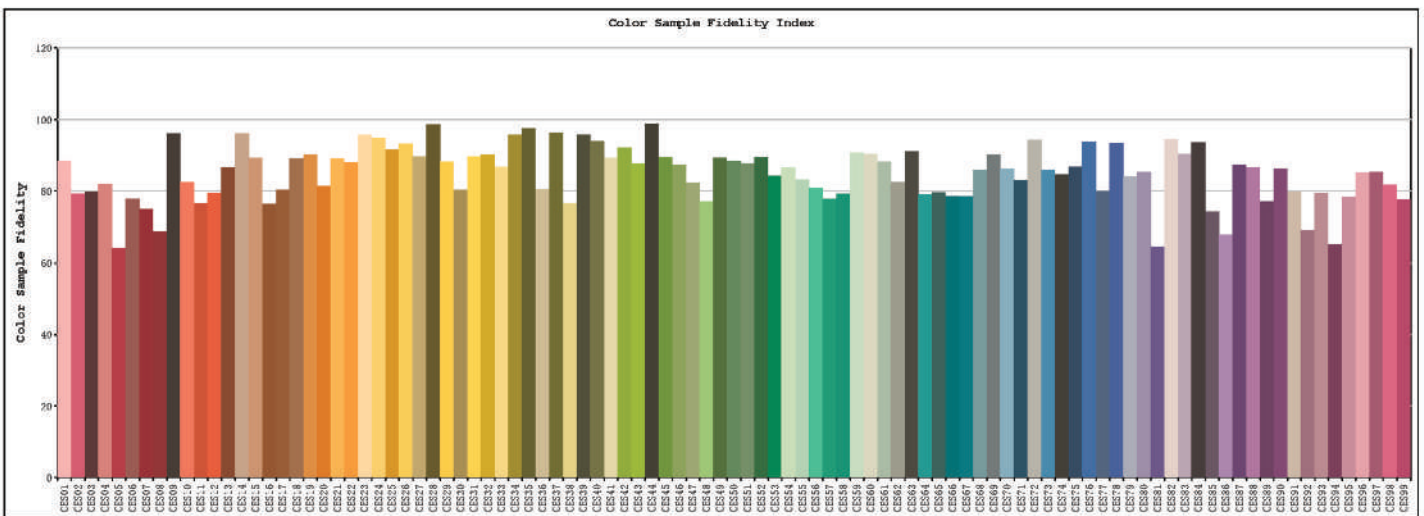
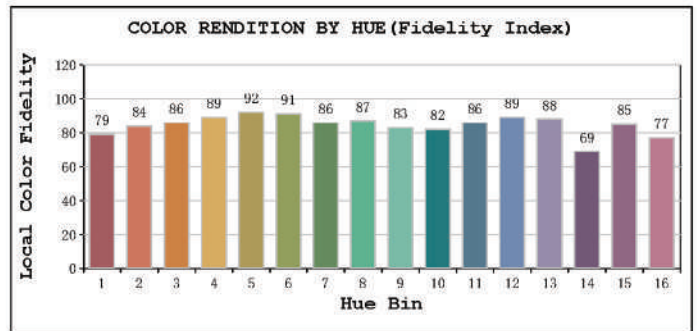
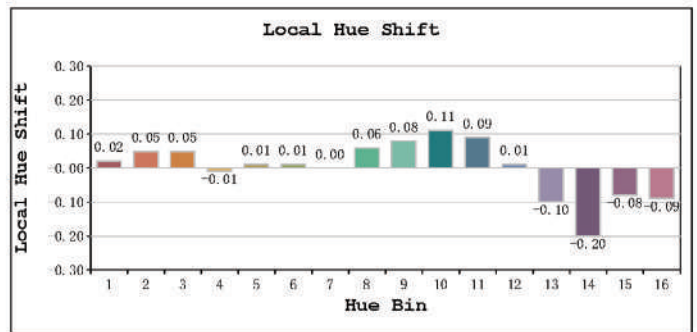
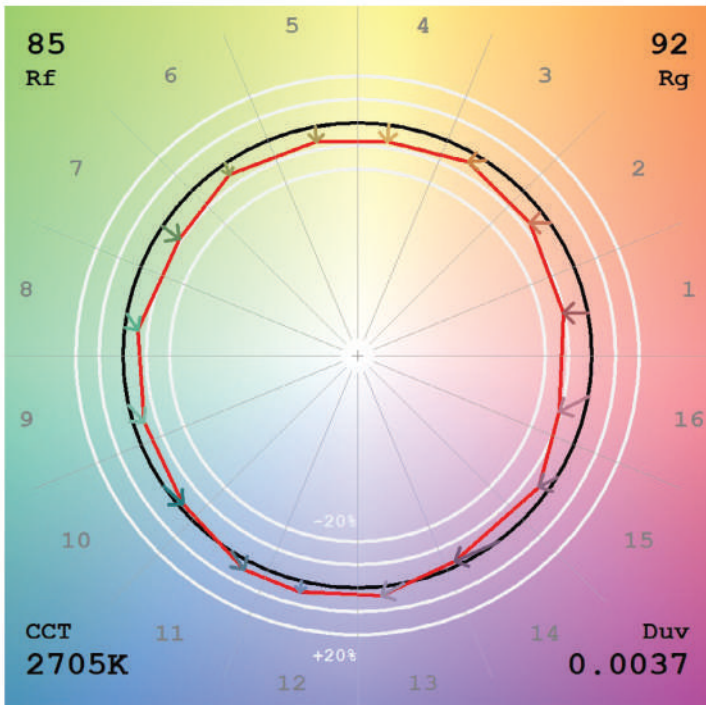
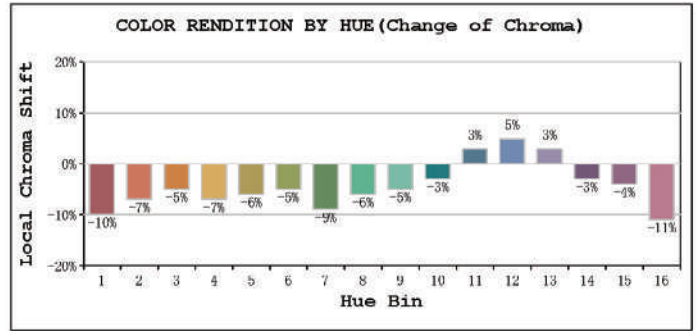
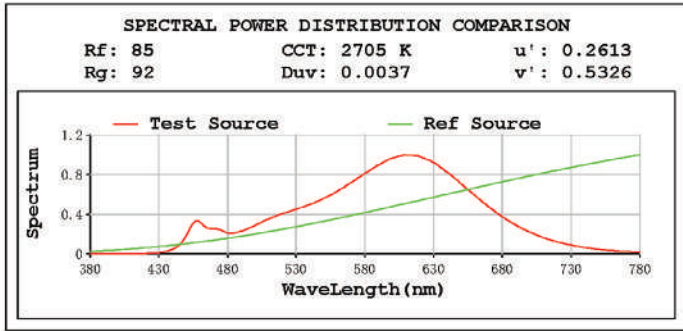
V = 23.979 V I = 0.09883 A P = 2.370 W PF = 1.000
 LEVEL: OUT WHITE: ANSI_2700K
 Status: Integral T = 523 ms Ip = 49724 (76%)

GBT5702

Model: AGL-220-27XDC Number: 1
 Tester: SL Date:2024-05-09 09:42:02
 Temperature: 25Deg Humidity: 25%
 Manufacturer: AQUALUX Remarks: 24VDC CV

TM30

View Angle:2 Deg



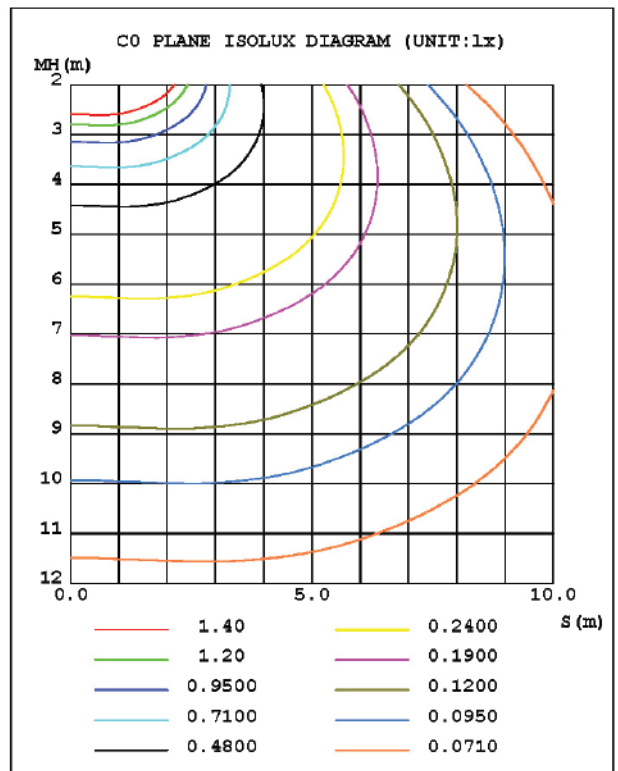
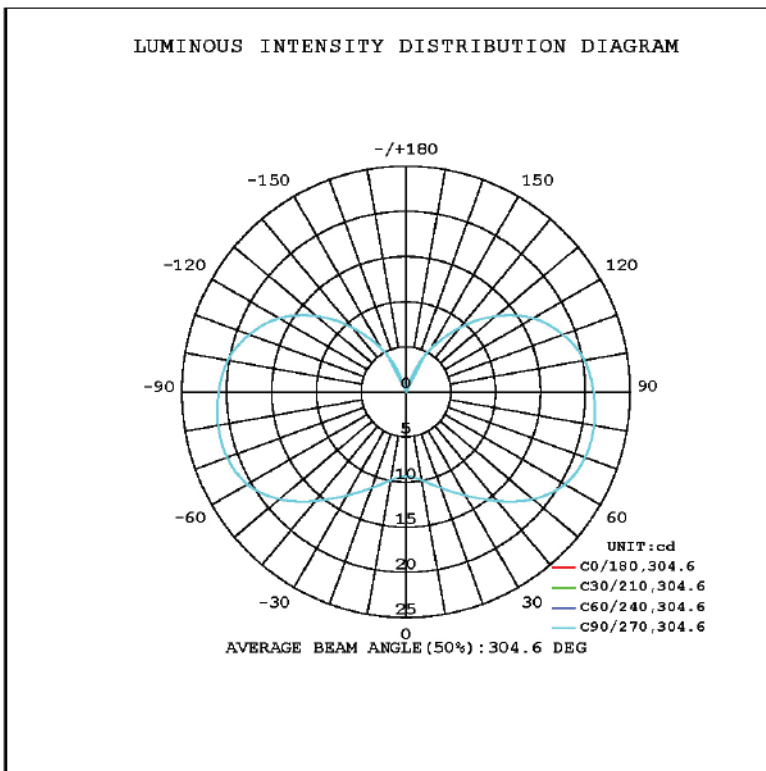
Model: AGL-220-27XDC
 Tester: SL
 Temperature: 25Deg
 Manufacturer: AQUALUX

Number: 1
 Date:2024-05-09 09:42:02
 Humidity: 25%
 Remarks: 24VDC CV

Luminaire Photometric Test Report

Test:U:24.012V I:0.0981A P:2.3547W PF:1.0000 Freq:0Hz UTHDi:0.00% ITHDi:0.00% KDisp:0 Lamp Flux:205.15x1 lm		
NAME: AGL-200-27XDC	TYPE:	WEIGHT: 30g
SPEC.:	DIM.:	SERIAL No.: -
MFR.: AQUALUX	SUR.:	Shielding Angle:

DATA OF LAMP		PHOTOMETRIC DATA				Eff: 87.13 lm/W
MODEL	AGL-200-27XDC	Imax (cd)	21.34	S/MH(C0/180)	2.47	
NOMINAL POWER (W)	2	LOR(%)	100.0	S/MH(C90/270)	2.47	
RATED VOLTAGE (V)	12-24	TOTAL FLUX (lm)	205.15	η UP, DN(C0-180)	21.7,28.3	
NOMINAL FLUX (lm)	205.15	CIE CLASS	DIFFUSE	η UP, DN(C180-360)	21.7,28.3	
LAMPS INSIDE	1	η up (%)	43.5	CIBSE SHR NOM	2.00	
TEST VOLTAGE (V)	24	η down (%)	56.5	CIBSE SHR MAX	2.00	



C Range: 0 - 360DEG
C Interval: 15.0DEG
Test Speed: HIGH
Temperature:25°C

Operators: SL
Test Date: 06 May 2024
γ Range: 0 - 180DEG
γ Interval: 1.0DEG

Test System: EVERFINE GO-SPEX500_V1 SYSTEM V2.00.473
Humidity: 25%
Test Distance: 3.100m [K=1.0000]
Remarks: AGL-200-27XDC (tested using DC) (12-24VAC DC) (2700k)

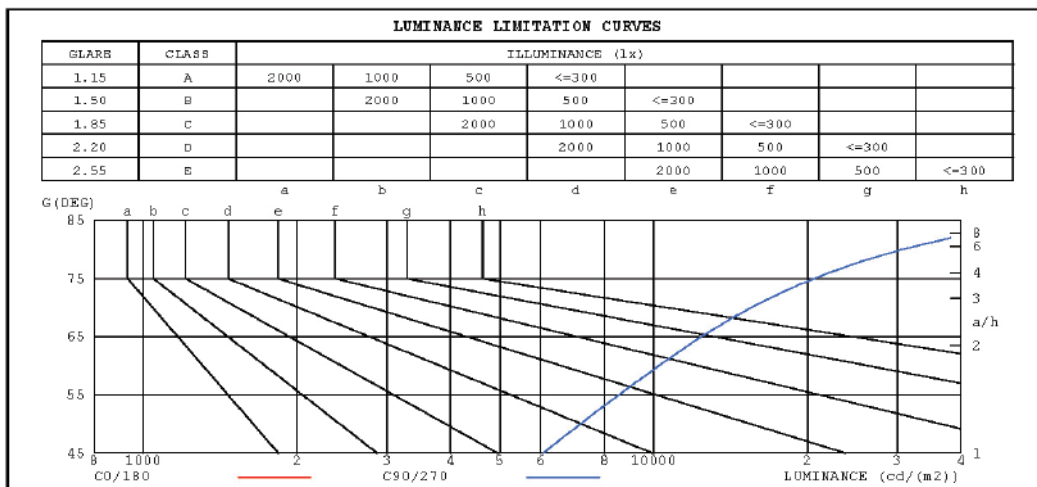
Zonal Flux Diagram

ZONAL FLUX DIAGRAM:

γ	C0	C45	C90	C135	C180	C225	C270	C315	γ	Φ zone	Φ total	Flux, lamp
10	9.918	9.918	9.918	9.918	9.918	9.918	9.918	9.918	0- 10	0.9213	0.9213	0.45,0.45
20	11.30	11.30	11.30	11.30	11.30	11.30	11.30	11.30	10- 20	3.015	3.936	1.92,1.92
30	13.23	13.23	13.23	13.23	13.23	13.23	13.23	13.23	20- 30	5.690	9.625	4.69,4.69
40	15.77	15.77	15.77	15.77	15.77	15.77	15.77	15.77	30- 40	9.108	18.73	9.13,9.13
50	18.47	18.47	18.47	18.47	18.47	18.47	18.47	18.47	40- 50	13.31	32.05	15.6,15.6
60	20.46	20.46	20.46	20.46	20.46	20.46	20.46	20.46	50- 60	17.56	49.61	24.2,24.2
70	21.23	21.23	21.23	21.23	21.23	21.23	21.23	21.23	60- 70	20.78	70.38	34.3,34.3
80	21.30	21.30	21.30	21.30	21.30	21.30	21.30	21.30	70- 80	22.55	92.93	45.3,45.3
90	20.90	20.90	20.90	20.90	20.90	20.90	20.90	20.90	80- 90	23.06	116.0	56.5,56.5
100	20.20	20.20	20.20	20.20	20.20	20.20	20.20	20.20	90-100	22.47	138.5	67.5,67.5
110	18.62	18.62	18.62	18.62	18.62	18.62	18.62	18.62	100-110	20.61	159.1	77.5,77.5
120	16.34	16.34	16.34	16.34	16.34	16.34	16.34	16.34	110-120	17.43	176.5	86,86
130	13.11	13.11	13.11	13.11	13.11	13.11	13.11	13.11	120-130	13.30	189.8	92.5,92.5
140	9.302	9.302	9.302	9.302	9.302	9.302	9.302	9.302	130-140	8.743	198.6	96.8,96.8
150	5.530	5.530	5.530	5.530	5.530	5.530	5.530	5.530	140-150	4.687	203.2	99.1,99.1
160	1.653	1.653	1.653	1.653	1.653	1.653	1.653	1.653	150-160	1.770	205.0	99.9,99.9
170	0.1040	0.1040	0.1040	0.1040	0.1040	0.1040	0.1040	0.1040	160-170	0.1321	205.1	100,100
180	0.1082	0.1082	0.1082	0.1082	0.1082	0.1082	0.1082	0.1082	170-180	0.0099	205.1	100,100
DEG	LUMINOUS INTENSITY:cd									UNIT:lm		

Luminance Limitation Curves

Test:U:24.012V I:0.0981A P:2.3547W PF:1.0000 Freq:0Hz		
UTHDi:0.00% ITHDi:0.00% KDisp:0 Lamp Flux:205.15x1 lm		
NAME: AGL-200-27XDC	TYPE:	WEIGHT: 30g
SPEC.:	DIM.:	SERIAL No.: -
MFR.: AQUALUX	SUR.:	Shielding Angle:



LUMINANCE cd/ (m2)		
G (DEG)	C0/180	C90/270
85	60662	60662
80	30665	30665
75	20612	20612
70	15521	15521
65	12403	12403
60	10231	10231
55	8541	8541
50	7183	7183
45	6069	6069

C Range: 0 - 360DEG
 C Interval: 15.0DEG
 Test Speed: HIGH
 Temperature:25°C

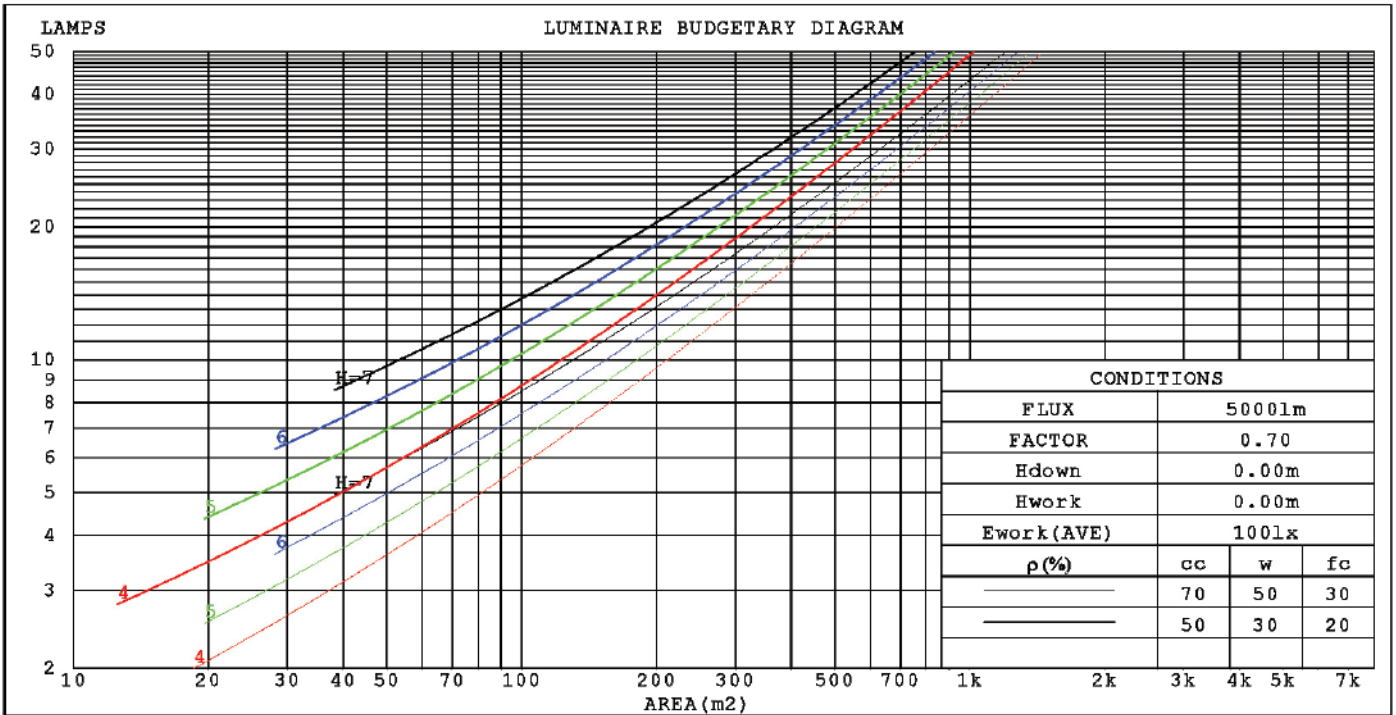
Operators: SL
 Test Date: 06 May 2024
 γ Range: 0 - 180DEG
 γ Interval: 1.0DEG

Test System: EVERFINE GO-SPEX500_V1 SYSTEM V2.00.473
 Humidity: 25%
 Test Distance: 3.100m [K=1.0000]
 Remarks: AGL-200-27XDC (tested using DC) (12-24VAC DC) (2700k)

CU and Luminaire Budgetary Estimate Diagram

Test:U:24.012V I:0.0981A P:2.3547W PF:1.0000 Freq:0Hz		
UTHDi:0.00% ITHDi:0.00% KDisp:0 Lamp Flux:205.15x1 lm		
NAME: AGL-200-27XDC	TYPE:	WEIGHT: 30g
SPEC.:	DIM.:	SERIAL No.: -
MFR.: AQUALUX	SUR.:	Shielding Angle:

ρcc	80%			70%			50%			30%			10%			0
ρw	50%	30%	10%	50%	30%	10%	50%	30%	10%	50%	30%	10%	50%	30%	10%	0
ρfc	20%			20%			20%			20%			20%			0
RCR	RCR:Room Cavity Ratio						Coefficients of Utilization(CU)									
0.0	1.09	1.09	1.09	1.01	1.01	1.01	.87	.87	.87	.74	.74	.74	.62	.62	.62	.57
1.0	.87	.81	.75	.80	.75	.70	.68	.63	.60	.56	.53	.50	.46	.43	.41	.36
2.0	.72	.64	.57	.67	.59	.53	.56	.50	.45	.46	.41	.37	.37	.33	.30	.25
3.0	.62	.52	.45	.57	.48	.41	.48	.41	.35	.39	.34	.29	.31	.27	.23	.19
4.0	.54	.44	.36	.49	.40	.34	.41	.34	.28	.34	.28	.23	.27	.22	.19	.15
5.0	.47	.37	.30	.43	.34	.28	.36	.29	.23	.30	.24	.19	.23	.19	.15	.12
6.0	.42	.32	.25	.38	.30	.23	.32	.25	.20	.26	.21	.16	.21	.16	.13	.10
7.0	.37	.28	.22	.34	.26	.20	.29	.22	.17	.24	.18	.14	.19	.14	.11	.08
8.0	.34	.25	.19	.31	.23	.17	.26	.19	.15	.21	.16	.12	.17	.13	.09	.07
9.0	.30	.22	.16	.28	.20	.15	.24	.17	.13	.20	.14	.10	.16	.11	.08	.06
10.0	.28	.20	.14	.26	.18	.13	.22	.16	.11	.18	.13	.09	.14	.10	.07	.05



C Range: 0 - 360DEG
 C Interval: 15.0DEG
 Test Speed: HIGH
 Temperature:25°C

Operators: SL
 Test Date: 06 May 2024
 γ Range: 0 - 180DEG
 γ Interval: 1.0DEG

Test System: EVERFINE GO-SPEX500_V1 SYSTEM V2.00.473
 Humidity: 25%
 Test Distance: 3.100m [K=1.0000]
 Remarks: AGL-200-27XDC (tested using DC) (12-24VAC DC) (2700k)

WEC and CCEC

Test:U:24.012V I:0.0981A P:2.3547W PF:1.0000 Freq:0Hz UTHDi:0.00% ITHDi:0.00% KDisp:0 Lamp Flux:205.15x1 lm		
NAME: AGL-200-27XDC	TYPE:	WEIGHT: 30g
SPEC.:	DIM.:	SERIAL No.: -
MFR.: AQUALUX	SUR.:	Shielding Angle:

pcc	80%			70%			50%			30%			10%			0
	50%	30%	10%	50%	30%	10%	50%	30%	10%	50%	30%	10%	50%	30%	10%	
pw																
pf	20%			20%			20%			20%			20%			0
RCR	RCR:Room Cavity Ratio						Wall Exitance Coefficients(WEC)									
0.0																
1.0	.440	.250	.079	.419	.239	.076	.381	.219	.070	.346	.199	.064	.313	.181	.058	
2.0	.363	.199	.061	.345	.190	.058	.309	.172	.053	.277	.155	.049	.247	.140	.044	
3.0	.315	.167	.050	.297	.159	.048	.265	.144	.044	.236	.129	.040	.208	.115	.036	
4.0	.278	.145	.043	.263	.138	.041	.233	.124	.037	.206	.111	.033	.181	.098	.030	
5.0	.250	.127	.037	.236	.121	.035	.209	.109	.032	.183	.097	.029	.160	.085	.026	
6.0	.227	.114	.033	.214	.108	.031	.189	.097	.028	.166	.086	.025	.144	.076	.022	
7.0	.208	.103	.029	.196	.098	.028	.173	.087	.025	.151	.077	.023	.131	.068	.020	
8.0	.192	.094	.026	.180	.089	.025	.159	.079	.023	.139	.070	.020	.120	.062	.018	
9.0	.178	.086	.024	.167	.082	.023	.148	.073	.021	.129	.065	.018	.111	.056	.016	
10.0	.166	.079	.022	.156	.075	.021	.137	.067	.019	.120	.060	.017	.103	.052	.015	

pcc	80%			70%			50%			30%			10%			0
	50%	30%	10%	50%	30%	10%	50%	30%	10%	50%	30%	10%	50%	30%	10%	
pw																
pf	20%			20%			20%			20%			20%			0
RCR	RCR:Room Cavity Ratio						Ceiling Cavity Exitance Coefficients(CCEC)									
0.0	.522	.522	.522	.446	.446	.446	.304	.304	.304	.175	.175	.175	.056	.056	.056	
1.0	.523	.489	.458	.448	.420	.394	.306	.289	.273	.176	.167	.159	.056	.054	.051	
2.0	.518	.468	.425	.444	.403	.368	.304	.279	.257	.175	.162	.150	.056	.052	.049	
3.0	.511	.453	.406	.438	.390	.352	.301	.271	.247	.174	.158	.145	.056	.051	.048	
4.0	.503	.441	.393	.432	.381	.342	.297	.266	.241	.172	.156	.142	.055	.051	.047	
5.0	.496	.432	.385	.426	.374	.335	.293	.261	.236	.170	.153	.140	.055	.050	.046	
6.0	.488	.425	.379	.420	.368	.330	.290	.257	.233	.168	.151	.139	.054	.049	.046	
7.0	.481	.418	.374	.414	.363	.326	.286	.254	.231	.166	.150	.138	.054	.049	.046	
8.0	.475	.413	.371	.409	.358	.324	.283	.252	.230	.164	.148	.137	.053	.049	.045	
9.0	.468	.409	.368	.403	.355	.321	.279	.249	.228	.163	.147	.136	.053	.048	.045	
10.0	.462	.405	.366	.399	.351	.320	.276	.247	.227	.161	.146	.136	.052	.048	.045	

C Range: 0 - 360DEG
 C Interval: 15.0DEG
 Test Speed: HIGH
 Temperature:25°C

Operators: SL
 Test Date: 06 May 2024
 γ Range: 0 - 180DEG
 γ Interval: 1.0DEG

Test System: EVERFINE GO-SPEX500_V1 SYSTEM V2.00.473
 Humidity: 25%
 Test Distance: 3.100m [K=1.0000]
 Remarks: AGL-200-27XDC (tested using DC) (12-24VAC DC) (2700k)

UGR(Unified Glare Rating) Table

Test:U:24.012V I:0.0981A P:2.3547W PF:1.0000 Freq:0Hz										
UTHDi:0.00% ITHDi:0.00% KDisp:0 Lamp Flux:205.15x1 lm										
NAME: AGL-200-27XDC					TYPE:			WEIGHT: 30g		
SPEC.:					DIM.:			SERIAL No.: -		
MFR.: AQUALUX					SUR.:			Shielding Angle:		
ceiling/cavity	0.7	0.7	0.5	0.5	0.3	0.7	0.7	0.5	0.5	0.3
walls	0.5	0.3	0.5	0.3	0.3	0.5	0.3	0.5	0.3	0.3
working plane	0.2	0.2	0.2	0.2	0.2	0.2	0.2	0.2	0.2	0.2
Room dimensions	Viewed crosswise					Viewed endwise				
x = 2H y = 2H	23.4	24.6	24.2	25.4	26.5	23.4	24.6	24.2	25.4	26.5
3H	26.8	27.9	27.6	28.8	29.8	26.8	27.9	27.6	28.8	29.8
4H	28.7	29.7	29.5	30.6	31.7	28.7	29.7	29.5	30.6	31.7
6H	30.8	31.7	31.6	32.6	33.8	30.8	31.7	31.6	32.6	33.8
8H	31.9	32.8	32.8	33.7	34.9	31.9	32.8	32.8	33.7	34.9
12H	33.2	34.1	34.1	35.0	36.2	33.2	34.1	34.1	35.0	36.2
4H 2H	24.5	25.5	25.3	26.4	27.5	24.5	25.5	25.3	26.4	27.5
3H	28.0	28.9	28.8	29.8	30.9	28.0	28.9	28.8	29.8	30.9
4H	30.0	30.8	30.9	31.7	32.9	30.0	30.8	30.9	31.7	32.9
6H	32.2	32.9	33.1	33.9	35.1	32.2	32.9	33.1	33.9	35.1
8H	33.4	34.1	34.3	35.1	36.3	33.4	34.1	34.3	35.1	36.3
12H	34.8	35.5	35.7	36.4	37.6	34.8	35.5	35.7	36.4	37.6
8H 4H	30.7	31.4	31.6	32.3	33.6	30.7	31.4	31.6	32.3	33.6
6H	33.2	33.8	34.1	34.7	36.0	33.2	33.8	34.1	34.7	36.0
8H	34.6	35.1	35.5	36.1	37.3	34.6	35.1	35.5	36.1	37.3
12H	36.2	36.7	37.2	37.7	38.9	36.2	36.7	37.2	37.7	38.9
12H 4H	30.9	31.6	31.8	32.5	33.7	30.9	31.6	31.8	32.5	33.7
6H	33.5	34.0	34.5	35.0	36.3	33.5	34.0	34.5	35.0	36.3
8H	35.0	35.5	36.0	36.5	37.7	35.0	35.5	36.0	36.5	37.7
Variations with the observer position at spacings (CIE Pub.117):										
S = 1.0H	+ 0.1 / - 0.1					+ 0.1 / - 0.1				
1.5H	+ 0.2 / - 0.3					+ 0.2 / - 0.3				
2.0H	+ 0.3 / - 0.4					+ 0.3 / - 0.4				

CIE Pub.117, 205.1 lm Total Lamp Luminous Flux Correct (8log(F/F0) = -5.5)
 Area: 0.004 m2

C Range: 0 - 360DEG
 C Interval: 15.0DEG
 Test Speed: HIGH
 Temperature:25°C

Operators: SL
 Test Date: 06 May 2024
 γ Range: 0 - 180DEG
 γ Interval: 1.0DEG

Test System: EVERFINE GO-SPEX500_V1 SYSTEM V2.00.473
 Humidity: 25%
 Test Distance: 3.100m [K=1.0000]
 Remarks: AGL-200-27XDC (tested using DC) (12-24VAC DC) (2700k)

Utilization Factors Table

Test:U:24.012V I:0.0981A P:2.3547W PF:1.0000 Freq:0Hz UTHDi:0.00% ITHDi:0.00% KDisp:0 Lamp Flux:205.15x1 lm		
NAME: AGL-200-27XDC	TYPE:	WEIGHT: 30g
SPEC.:	DIM.:	SERIAL No.: -
MFR.: AQUALUX	SUR.:	Shielding Angle:

REFLECTANCE										
Ceiling	0.8	0.8	0.8	0.7	0.7	0.7	0.5	0.5	0.5	0
Walls	0.7	0.5	0.3	0.7	0.5	0.3	0.7	0.5	0.3	0
Working plane	0.2	0.2	0.2	0.2	0.2	0.2	0.2	0.2	0.2	0
ROOM INDEX	UTILIZATION FACTORS (PERCENT) k (RI) x RCR = 5									
k = 0.60	36	22	15	34	22	14	31	20	13	6
0.80	44	30	21	42	28	20	37	26	19	9
1.00	51	36	27	48	35	26	43	33	24	13
1.25	58	43	33	54	41	32	48	37	29	16
1.50	63	49	39	59	46	37	52	41	33	19
2.00	71	58	48	66	54	45	58	48	40	23
2.50	77	64	54	71	60	51	61	52	45	27
3.00	81	69	60	75	65	56	65	56	50	30
4.00	86	76	68	80	71	64	69	62	56	34
5.00	90	81	73	83	76	69	72	65	60	37
ROOM INDEX	UF (total)									Direct
According to DIN EN 13032-2 2004			Suspended					SHRNOM = 1.25		

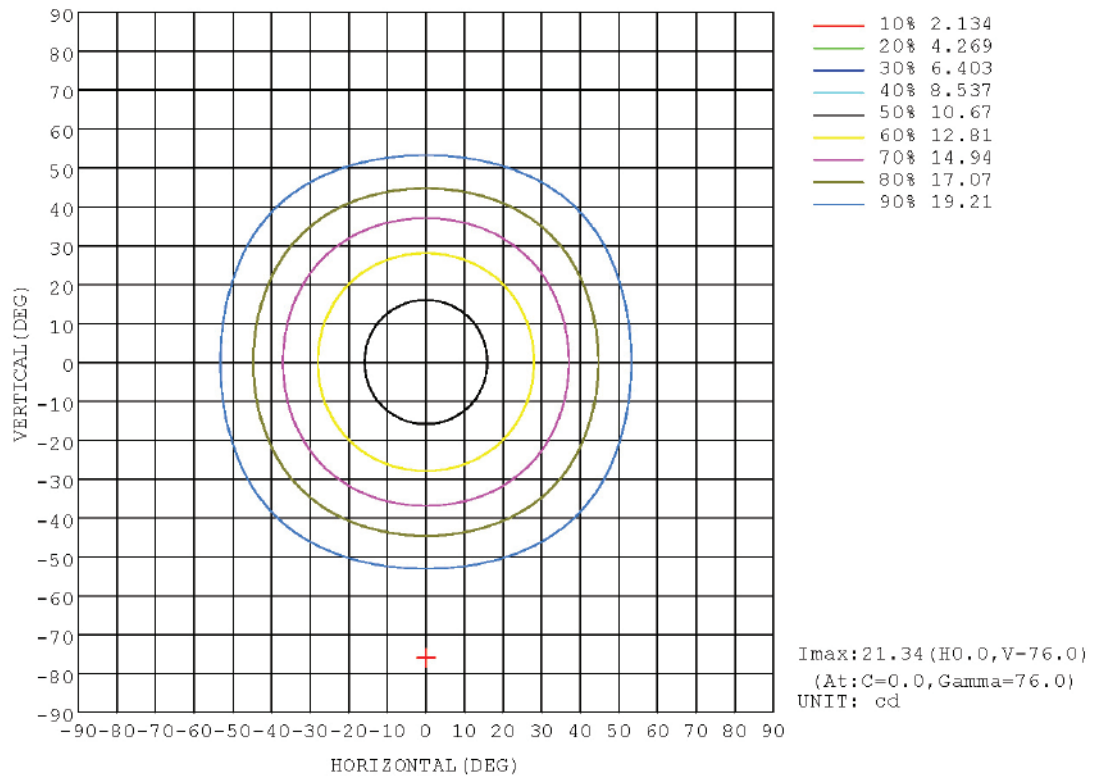
C Range: 0 - 360DEG
 C Interval: 15.0DEG
 Test Speed: HIGH
 Temperature:25°C

Operators: SL
 Test Date: 06 May 2024
 γ Range: 0 - 180DEG
 γ Interval: 1.0DEG

Test System: EVERFINE GO-SPEX500_V1 SYSTEM V2.00.473
 Humidity: 25%
 Test Distance: 3.100m [K=1.0000]
 Remarks: AGL-200-27XDC (tested using DC) (12-24VAC DC) (2700k)

Isocandela Diagram

Test:U:24.012V I:0.0981A P:2.3547W PF:1.0000 Freq:0Hz UTHDi:0.00% ITHDi:0.00% KDisp:0 Lamp Flux:205.15x1 lm		
NAME: AGL-200-27XDC	TYPE:	WEIGHT: 30g
SPEC.:	DIM.:	SERIAL No.: -
MFR.: AQUALUX	SUR.:	Shielding Angle:



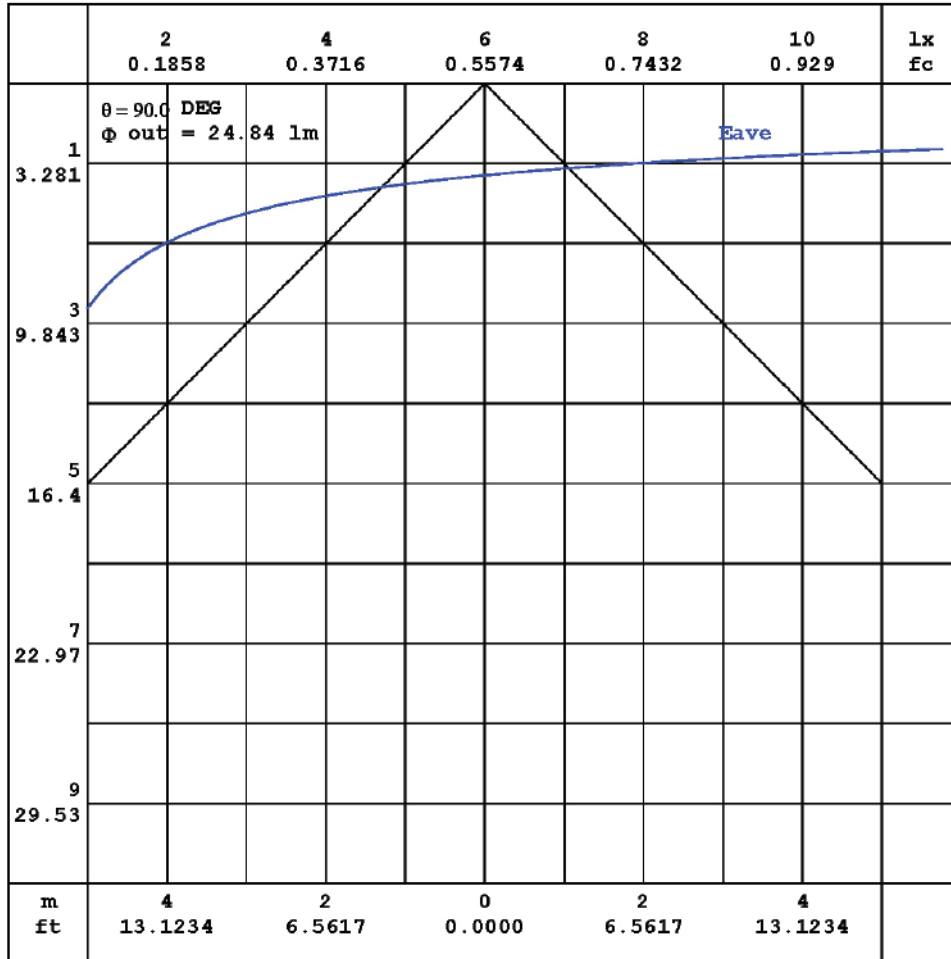
C Range: 0 - 360DEG
 C Interval: 15.0DEG
 Test Speed: HIGH
 Temperature:25°C

Operators: SL
 Test Date: 06 May 2024
 γ Range: 0 - 180DEG
 γ Interval: 1.0DEG

Test System: EVERFINE GO-SPEX500_V1 SYSTEM V2.00.473
 Humidity: 25%
 Test Distance: 3.100m [K=1.0000]
 Remarks: AGL-200-27XDC (tested using DC) (12-24VAC DC) (2700k)

AAI Curves

Test:U:24.012V I:0.0981A P:2.3547W PF:1.0000 Freq:0Hz		
UTHDi:0.00% ITHDi:0.00% KDisp:0 Lamp Flux:205.15x1 lm		
NAME: AGL-200-27XDC	TYPE:	WEIGHT: 30g
SPEC.:	DIM.:	SERIAL No.: -
MFR.: AQUALUX	SUR.:	Shielding Angle:



Note: The Curves indicate the illuminated area and the average illumination when the luminaire is at different distance.

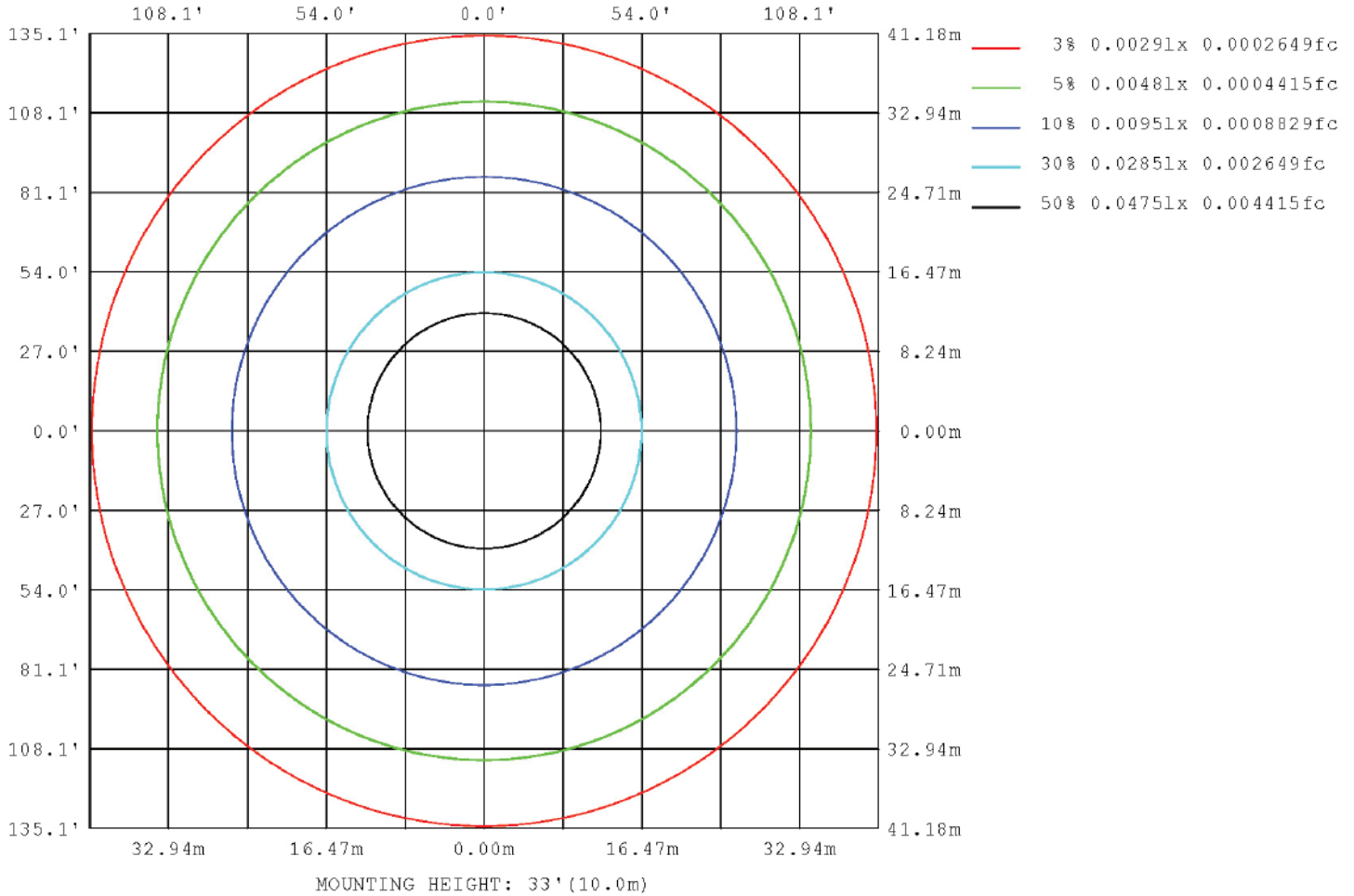
C Range: 0 - 360DEG
 C Interval: 15.0DEG
 Test Speed: HIGH
 Temperature: 25°C

Operators: SL
 Test Date: 06 May 2024
 γ Range: 0 - 180DEG
 γ Interval: 1.0DEG

Test System: EVERFINE GO-SPEX500_V1 SYSTEM V2.00.473
 Humidity: 25%
 Test Distance: 3.100m [K=1.0000]
 Remarks: AGL-200-27XDC (tested using DC) (12-24VAC DC) (2700k)

Isolux Diagram

Test:U:24.012V I:0.0981A P:2.3547W PF:1.0000 Freq:0Hz UTHDi:0.00% ITHDi:0.00% KDisp:0 Lamp Flux:205.15x1 lm		
NAME: AGL-200-27XDC	TYPE:	WEIGHT: 30g
SPEC.:	DIM.:	SERIAL No.: -
MFR.: AQUALUX	SUR.:	Shielding Angle:



C Range: 0 - 360DEG
 C Interval: 15.0DEG
 Test Speed: HIGH
 Temperature:25°C

Operators: SL
 Test Date: 06 May 2024
 γ Range: 0 - 180DEG
 γ Interval: 1.0DEG

Test System: EVERFINE GO-SPEX500_V1 SYSTEM V2.00.473
 Humidity: 25%
 Test Distance: 3.100m [K=1.0000]
 Remarks: AGL-200-27XDC (tested using DC) (12-24VAC DC) (2700k)

LED Avg.L Report

Test:U:24.012V I:0.0981A P:2.3547W PF:1.0000 Freq:0Hz UTHDi:0.00% ITHDi:0.00% KDisp:0 Lamp Flux:205.15x1 lm		
NAME: AGL-200-27XDC	TYPE:	WEIGHT: 30g
SPEC.:	DIM.:	SERIAL No.: -
MFR.: AQUALUX	SUR.:	Shielding Angle:

AvgL	cd/m2
L 0~180 (65) av	12403
L 0~180 (75) av	20612
L 0~180 (85) av	60662
L 90~270 (65) av	12403
L 90~270 (75) av	20612
L 90~270 (85) av	60662
L 45 (65) av	12403
L 45 (75) av	20612
L 45 (85) av	60662

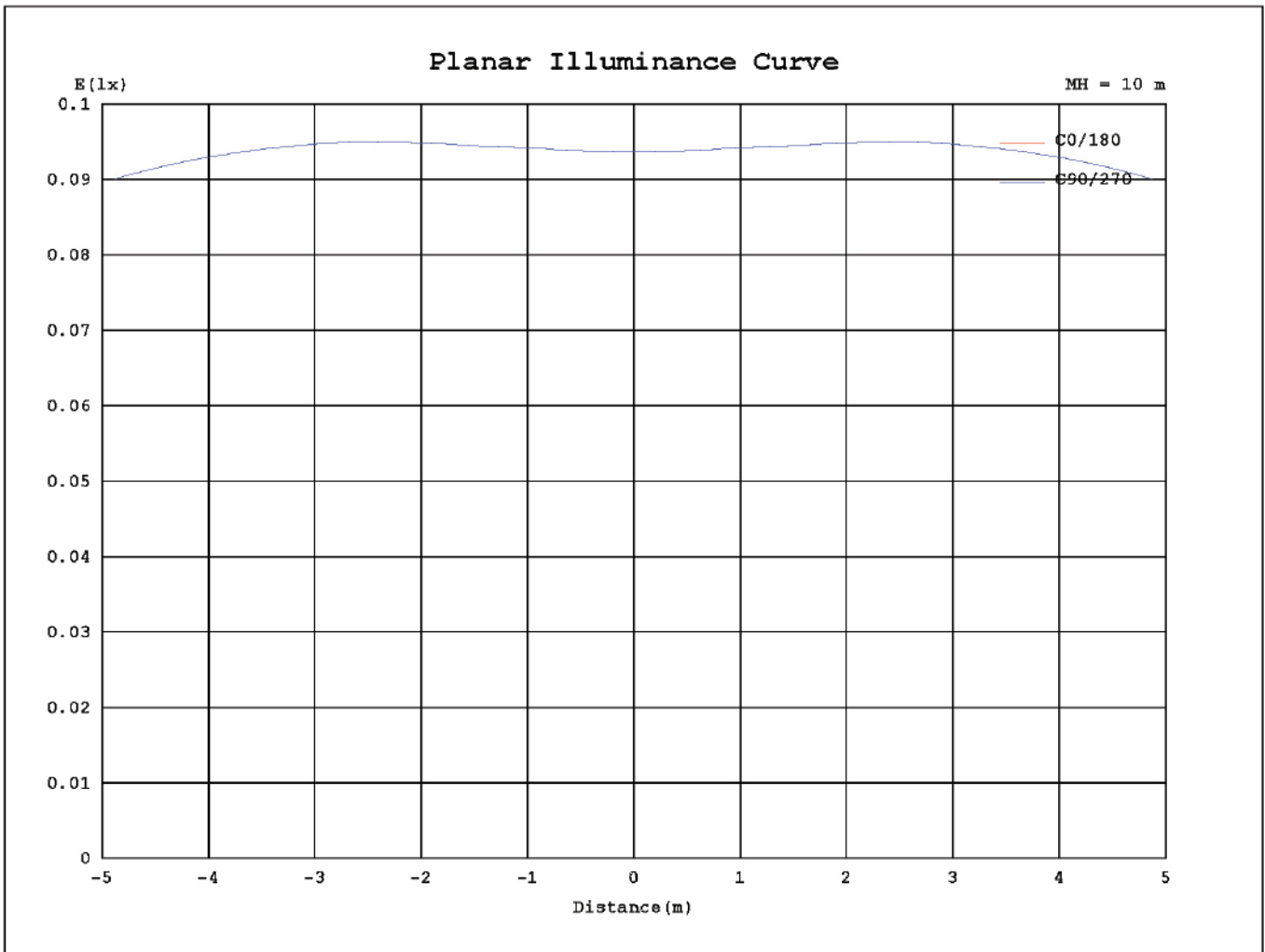
Standard: GB/T 29293-2012

C Range: 0 - 360DEG
 C Interval: 15.0DEG
 Test Speed: HIGH
 Temperature:25°C

Operators: SL
 Test Date: 06 May 2024
 γ Range: 0 - 180DEG
 γ Interval: 1.0DEG

Test System: EVERFINE GO-SPEX500_V1 SYSTEM V2.00.473
 Humidity: 25%
 Test Distance: 3.100m [K=1.0000]
 Remarks: AGL-200-27XDC (tested using DC) (12-24VAC DC) (2700k)

Planar Illuminance Curve



C Range: 0 - 360DEG
 C Interval: 15.0DEG
 Test Speed: HIGH
 Temperature: 25°C

Operators: SL
 Test Date: 06 May 2024
 γ Range: 0 - 180DEG
 γ Interval: 1.0DEG

Test System: EVERFINE GO-SPEX500_V1 SYSTEM V2.00.473
 Humidity: 25%
 Test Distance: 3.100m [K=1.0000]
 Remarks: AGL-200-27XDC (tested using DC) (12-24VAC DC) (2700k)

Luminous Distribution Intensity Data

Test:U:24.012V I:0.0981A P:2.3547W PF:1.0000 Freq:0Hz		
UTHdi:0.00% ITHDi:0.00% KDisp:0 Lamp Flux:205.15x1 lm		
NAME: AGL-200-27XDC	TYPE:	WEIGHT: 30g
SPEC.:	DIM.:	SERIAL No.: -
MFR.: AQUALUX	SUR.:	Shielding Angle:

Table--1

UNIT: cd

C (DEG) \ γ (DEG)	0	15	30	45	60	75	90	105	120	135	150	165	180	195	210	225	240	255	270
0	9.37	9.37	9.37	9.37	9.37	9.37	9.37	9.37	9.37	9.37	9.37	9.37	9.37	9.37	9.37	9.37	9.37	9.37	9.37
5	9.52	9.52	9.52	9.52	9.52	9.52	9.52	9.52	9.52	9.52	9.52	9.52	9.52	9.52	9.52	9.52	9.52	9.52	9.52
10	9.92	9.92	9.92	9.92	9.92	9.92	9.92	9.92	9.92	9.92	9.92	9.92	9.92	9.92	9.92	9.92	9.92	9.92	9.92
15	10.5	10.5	10.5	10.5	10.5	10.5	10.5	10.5	10.5	10.5	10.5	10.5	10.5	10.5	10.5	10.5	10.5	10.5	10.5
20	11.3	11.3	11.3	11.3	11.3	11.3	11.3	11.3	11.3	11.3	11.3	11.3	11.3	11.3	11.3	11.3	11.3	11.3	11.3
25	12.2	12.2	12.2	12.2	12.2	12.2	12.2	12.2	12.2	12.2	12.2	12.2	12.2	12.2	12.2	12.2	12.2	12.2	12.2
30	13.2	13.2	13.2	13.2	13.2	13.2	13.2	13.2	13.2	13.2	13.2	13.2	13.2	13.2	13.2	13.2	13.2	13.2	13.2
35	14.4	14.4	14.4	14.4	14.4	14.4	14.4	14.4	14.4	14.4	14.4	14.4	14.4	14.4	14.4	14.4	14.4	14.4	14.4
40	15.8	15.8	15.8	15.8	15.8	15.8	15.8	15.8	15.8	15.8	15.8	15.8	15.8	15.8	15.8	15.8	15.8	15.8	15.8
45	17.2	17.2	17.2	17.2	17.2	17.2	17.2	17.2	17.2	17.2	17.2	17.2	17.2	17.2	17.2	17.2	17.2	17.2	17.2
50	18.5	18.5	18.5	18.5	18.5	18.5	18.5	18.5	18.5	18.5	18.5	18.5	18.5	18.5	18.5	18.5	18.5	18.5	18.5
55	19.6	19.6	19.6	19.6	19.6	19.6	19.6	19.6	19.6	19.6	19.6	19.6	19.6	19.6	19.6	19.6	19.6	19.6	19.6
60	20.5	20.5	20.5	20.5	20.5	20.5	20.5	20.5	20.5	20.5	20.5	20.5	20.5	20.5	20.5	20.5	20.5	20.5	20.5
65	21.0	21.0	21.0	21.0	21.0	21.0	21.0	21.0	21.0	21.0	21.0	21.0	21.0	21.0	21.0	21.0	21.0	21.0	21.0
70	21.2	21.2	21.2	21.2	21.2	21.2	21.2	21.2	21.2	21.2	21.2	21.2	21.2	21.2	21.2	21.2	21.2	21.2	21.2
75	21.3	21.3	21.3	21.3	21.3	21.3	21.3	21.3	21.3	21.3	21.3	21.3	21.3	21.3	21.3	21.3	21.3	21.3	21.3
80	21.3	21.3	21.3	21.3	21.3	21.3	21.3	21.3	21.3	21.3	21.3	21.3	21.3	21.3	21.3	21.3	21.3	21.3	21.3
85	21.1	21.1	21.1	21.1	21.1	21.1	21.1	21.1	21.1	21.1	21.1	21.1	21.1	21.1	21.1	21.1	21.1	21.1	21.1
90	20.9	20.9	20.9	20.9	20.9	20.9	20.9	20.9	20.9	20.9	20.9	20.9	20.9	20.9	20.9	20.9	20.9	20.9	20.9
95	20.6	20.6	20.6	20.6	20.6	20.6	20.6	20.6	20.6	20.6	20.6	20.6	20.6	20.6	20.6	20.6	20.6	20.6	20.6
100	20.2	20.2	20.2	20.2	20.2	20.2	20.2	20.2	20.2	20.2	20.2	20.2	20.2	20.2	20.2	20.2	20.2	20.2	20.2
105	19.5	19.5	19.5	19.5	19.5	19.5	19.5	19.5	19.5	19.5	19.5	19.5	19.5	19.5	19.5	19.5	19.5	19.5	19.5
110	18.6	18.6	18.6	18.6	18.6	18.6	18.6	18.6	18.6	18.6	18.6	18.6	18.6	18.6	18.6	18.6	18.6	18.6	18.6
115	17.6	17.6	17.6	17.6	17.6	17.6	17.6	17.6	17.6	17.6	17.6	17.6	17.6	17.6	17.6	17.6	17.6	17.6	17.6
120	16.3	16.3	16.3	16.3	16.3	16.3	16.3	16.3	16.3	16.3	16.3	16.3	16.3	16.3	16.3	16.3	16.3	16.3	16.3
125	14.8	14.8	14.8	14.8	14.8	14.8	14.8	14.8	14.8	14.8	14.8	14.8	14.8	14.8	14.8	14.8	14.8	14.8	14.8
130	13.1	13.1	13.1	13.1	13.1	13.1	13.1	13.1	13.1	13.1	13.1	13.1	13.1	13.1	13.1	13.1	13.1	13.1	13.1
135	11.2	11.2	11.2	11.2	11.2	11.2	11.2	11.2	11.2	11.2	11.2	11.2	11.2	11.2	11.2	11.2	11.2	11.2	11.2
140	9.30	9.30	9.30	9.30	9.30	9.30	9.30	9.30	9.30	9.30	9.30	9.30	9.30	9.30	9.30	9.30	9.30	9.30	9.30
145	7.37	7.37	7.37	7.37	7.37	7.37	7.37	7.37	7.37	7.37	7.37	7.37	7.37	7.37	7.37	7.37	7.37	7.37	7.37
150	5.53	5.53	5.53	5.53	5.53	5.53	5.53	5.53	5.53	5.53	5.53	5.53	5.53	5.53	5.53	5.53	5.53	5.53	5.53
155	3.76	3.76	3.76	3.76	3.76	3.76	3.76	3.76	3.76	3.76	3.76	3.76	3.76	3.76	3.76	3.76	3.76	3.76	3.76
160	1.65	1.65	1.65	1.65	1.65	1.65	1.65	1.65	1.65	1.65	1.65	1.65	1.65	1.65	1.65	1.65	1.65	1.65	1.65
165	0.13	0.13	0.13	0.13	0.13	0.13	0.13	0.13	0.13	0.13	0.13	0.13	0.13	0.13	0.13	0.13	0.13	0.13	0.13
170	0.10	0.10	0.10	0.10	0.10	0.10	0.10	0.10	0.10	0.10	0.10	0.10	0.10	0.10	0.10	0.10	0.10	0.10	0.10
175	0.10	0.10	0.10	0.10	0.10	0.10	0.10	0.10	0.10	0.10	0.10	0.10	0.10	0.10	0.10	0.10	0.10	0.10	0.10
180	0.11	0.11	0.11	0.11	0.11	0.11	0.11	0.11	0.11	0.11	0.11	0.11	0.11	0.11	0.11	0.11	0.11	0.11	0.11

C Range: 0 - 360DEG
 C Interval: 15.0DEG
 Test Speed: HIGH
 Temperature:25°C

Operators: SL
 Test Date: 06 May 2024
 γ Range: 0 - 180DEG
 γ Interval: 1.0DEG

Test System: EVERFINE GO-SPEX500_V1 SYSTEM V2.00.473
 Humidity: 25%
 Test Distance: 3.100m [K=1.0000]
 Remarks: AGL-200-27XDC (tested using DC) (12-24VAC DC) (2700k)

Luminous Distribution Intensity Data

Test:U:24.012V I:0.0981A P:2.3547W PF:1.0000 Freq:0Hz UTHDi:0.00% ITHDi:0.00% KDisp:0 Lamp Flux:205.15x1 lm		
NAME: AGL-200-27XDC	TYPE:	WEIGHT: 30g
SPEC.:	DIM.:	SERIAL No.: -
MFR.: AQUALUX	SUR.:	Shielding Angle:

Table--2

UNIT: cd

C (DEG) \ γ (DEG)	285	300	315	330	345														
0	9.37	9.37	9.37	9.37	9.37														
5	9.52	9.52	9.52	9.52	9.52														
10	9.92	9.92	9.92	9.92	9.92														
15	10.5	10.5	10.5	10.5	10.5														
20	11.3	11.3	11.3	11.3	11.3														
25	12.2	12.2	12.2	12.2	12.2														
30	13.2	13.2	13.2	13.2	13.2														
35	14.4	14.4	14.4	14.4	14.4														
40	15.8	15.8	15.8	15.8	15.8														
45	17.2	17.2	17.2	17.2	17.2														
50	18.5	18.5	18.5	18.5	18.5														
55	19.6	19.6	19.6	19.6	19.6														
60	20.5	20.5	20.5	20.5	20.5														
65	21.0	21.0	21.0	21.0	21.0														
70	21.2	21.2	21.2	21.2	21.2														
75	21.3	21.3	21.3	21.3	21.3														
80	21.3	21.3	21.3	21.3	21.3														
85	21.1	21.1	21.1	21.1	21.1														
90	20.9	20.9	20.9	20.9	20.9														
95	20.6	20.6	20.6	20.6	20.6														
100	20.2	20.2	20.2	20.2	20.2														
105	19.5	19.5	19.5	19.5	19.5														
110	18.6	18.6	18.6	18.6	18.6														
115	17.6	17.6	17.6	17.6	17.6														
120	16.3	16.3	16.3	16.3	16.3														
125	14.8	14.8	14.8	14.8	14.8														
130	13.1	13.1	13.1	13.1	13.1														
135	11.2	11.2	11.2	11.2	11.2														
140	9.30	9.30	9.30	9.30	9.30														
145	7.37	7.37	7.37	7.37	7.37														
150	5.53	5.53	5.53	5.53	5.53														
155	3.76	3.76	3.76	3.76	3.76														
160	1.65	1.65	1.65	1.65	1.65														
165	0.13	0.13	0.13	0.13	0.13														
170	0.10	0.10	0.10	0.10	0.10														
175	0.10	0.10	0.10	0.10	0.10														
180	0.11	0.11	0.11	0.11	0.11														

C Range: 0 - 360DEG
 C Interval: 15.0DEG
 Test Speed: HIGH
 Temperature:25°C

Operators: SL
 Test Date: 06 May 2024
 γ Range: 0 - 180DEG
 γ Interval: 1.0DEG

Test System: EVERFINE GO-SPEX500_V1 SYSTEM V2.00.473
 Humidity: 25%
 Test Distance: 3.100m [K=1.0000]
 Remarks: AGL-200-27XDC (tested using DC) (12-24VAC DC) (2700k)