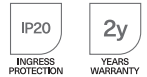
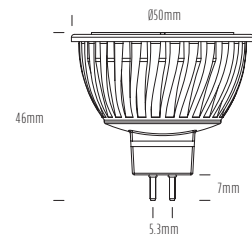
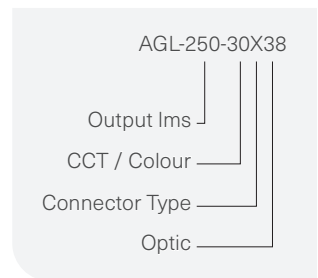


LED Globes



Code Format Explained



TECHNICAL	
PRODUCT CODE	AGL-250
POWER	4W
LUMINOUS FLUX	250lms
LUMINOUS INTENSITY	550 cd
EFFICACY	62.5 lms / W
CRI	83 Ra
LED	SSC 3030
LIFETIME (L70)	30,000 Hours
VOLTAGE	12V ~ 24V AC / DC
BASE	GX5.3
DIMENSIONS	MR16 50 X 47 MM
OPTIONS	10° / 3000K
	38° / 3000K
	60° / 3000K
	38° / 5500K
R / G / B / Amber	38°
Warranty	2 Year Aqualux Warranty

TECHNICAL	
PRODUCT CODE	AGL-550
POWER	6W (5.7W hot @ 24VDC)
LUMINOUS FLUX	550lms nom. (525lms hot)
LUMINOUS INTENSITY	780 cd
EFFICACY	92 lms / W (hot)
CRI	82 Ra
LED	Nichia
LIFETIME (L70)	25,000 Hours
VOLTAGE	12V ~ 24V AC / DC
BASE	GX5.3
DIMENSIONS	MR16 50 X 47 MM
OPTIONS	36° / 3000K
	60° / 3000K
Warranty	2 Year Aqualux Warranty

PRODUCT CODES
AGL-250-30X38
AGL-250-55X38
AGL-250-RDX38
AGL-250-BUX38
AGL-250-GNX38
AGL-250-AMX38
AGL-250-30G38
AGL-250-55G38
AGL-250-30X10
AGL-250-30X60
AGL-550-30X38
AGL-550-30X60



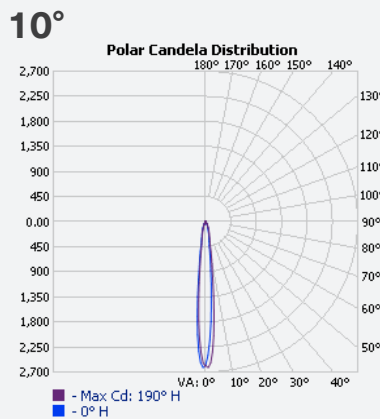
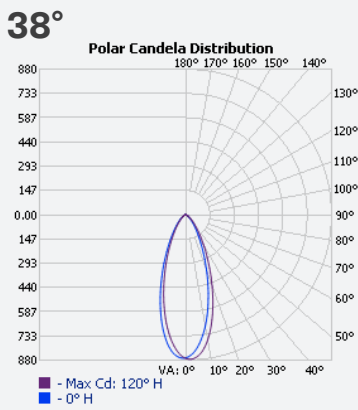
1300 662 644
sales@aqualux.com.au

Visit www.aqualux.com.au for: Full product details and available options. Order code configuration & customised datasheets. Voltage drop calculator & LED technical information.

LED Globes

Beam Angles and Charts

Polar Candela Distribution Charts



A complete range designed for landscape lighting

- True MR16 GX5.3 Form, Fits most MR16 / GX5.3 Luminaires.
- 4W High-Power LED technology, thermally optimised for enclosed fittings.
- 3000K / 5700K / Amber / Red / Green / Blue for Lighting design flexibility.
- 12 ~ 24V AC/DC MultiVoltage™ for ultimate installation flexibility.
- New ultra-spot 10D model for highlighting columns, trees and features.

New - 60D Optic
 60D / 3000K / 4W Available Now

Illuminance Plot

AGL-250-30X38 / 4W 38° ILLUMINANCE PLOT

HEIGHT (M)	BEAM SPREAD (M)	CENTER BEAM (LUX)
1	0.7	596 lx
2	1.3	149 lx
3	2.0	66 lx
4	2.6	37 lx
5	3.3	23 lx
6	3.9	17 lx

AGL-250-30X10 / 4W 10° ILLUMINANCE PLOT

HEIGHT (M)	BEAM SPREAD (M)	CENTER BEAM (LUX)
1	0.2	2571 lx
2	0.4	642 lx
3	0.6	285 lx
4	0.8	160 lx
5	1.0	102 lx
6	1.2	71 lx

AGL-550-30X36 / 6W 36° ILLUMINANCE PLOT

HEIGHT (M)	BEAM SPREAD (M)	CENTER BEAM (LUX)
1	0.7	865 lx
2	1.4	216 lx
3	2.1	96 lx
4	2.8	54 lx
5	3.5	34 lx
6	4.2	24 lx

Beam Angles visuals




3000K / 38° / 250LM / 4W



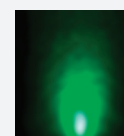
5500K / 38° / 250LM / 4W




3000K / 10° / 235LM / 4W



RED
627NM
38°
4W



GREEN
530NM
38°
4W



BLUE
470NM
38°
4W



AMBER
590NM
38°
4W

1300 662 644
 sales@aqualux.com.au



Visit www.aqualux.com.au for: Full product details and available options.
 Order code configuration & customised datasheets. Voltage drop calculator & LED technical information.