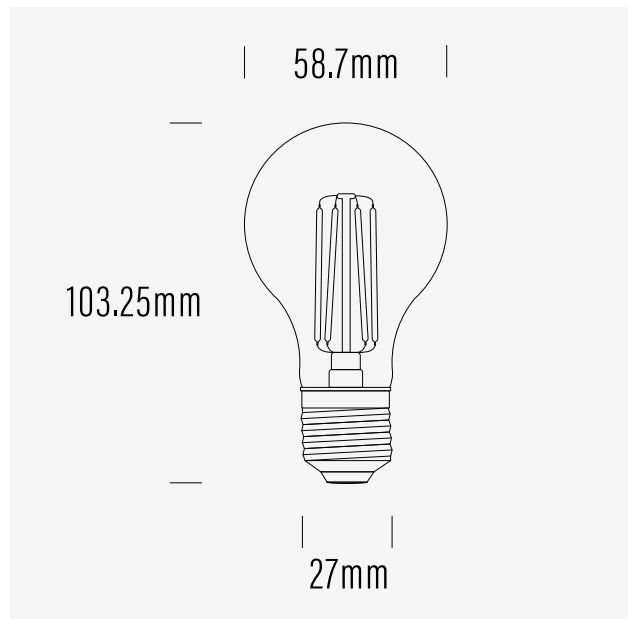


AGL G Series

E27 LED Globes



AQF-G-004-2200K / 2200K / E27



Product Data

Product Code	AQF-G-004-2200K
Description	Aqualux G Series LED Lamp
Type	E27
Construction	PET Shell + LED + Aluminium Base
Warranty	3 Years

Electrical Data

Input Voltage Range	24V AC/DC			
Nominal Voltage	24VDC			
Nominal Power	2W			
Nominal Current	83mA			
Input Voltage	-	-	24VDC	24VAC
Rated Power	-	-	0.5	1.7
Operating Frequency	-	-	-	50Hz
Max. no. of lamps on AQD24-040	-	-	-	-
Max. no. of lamps on AQD24-100	-	-	-	-
Max. no. of lamps on AQD24-240	-	-	-	-
Dimming Compatibility	PWM (PSU dependant)			
Wiring Scheme	Parallel			
Startup Time	< 0.5s			

Mechanical & Thermal Data

Overall Length	103.25mm
Max Diameter	58.7mm
Lamp Base	E27
Weight	26g
Operating Temp Range	-20° - 60°
IP Rating	IP20

Photometric Data

Nominal Flux (lm)	166		
Input Voltage	-	-	24VDC 24VAC
Input Power (W)	-	-	0.5 1.7
Rated Flux (lm)	-	-	65 150
Efficacy (lm/W)	-	-	125 87

CCT	2200K
CCT Description	Ultra Warm White
CRI (Ra)	94
CRI (R9)	65
TM-30 (Rf)	92
TM-30 (Rg)	100
SDCM	-
Peak Intensity (cd)	7.4
Nominal Beam Angle	-
Measured Beam Angle (FWHM)	325°

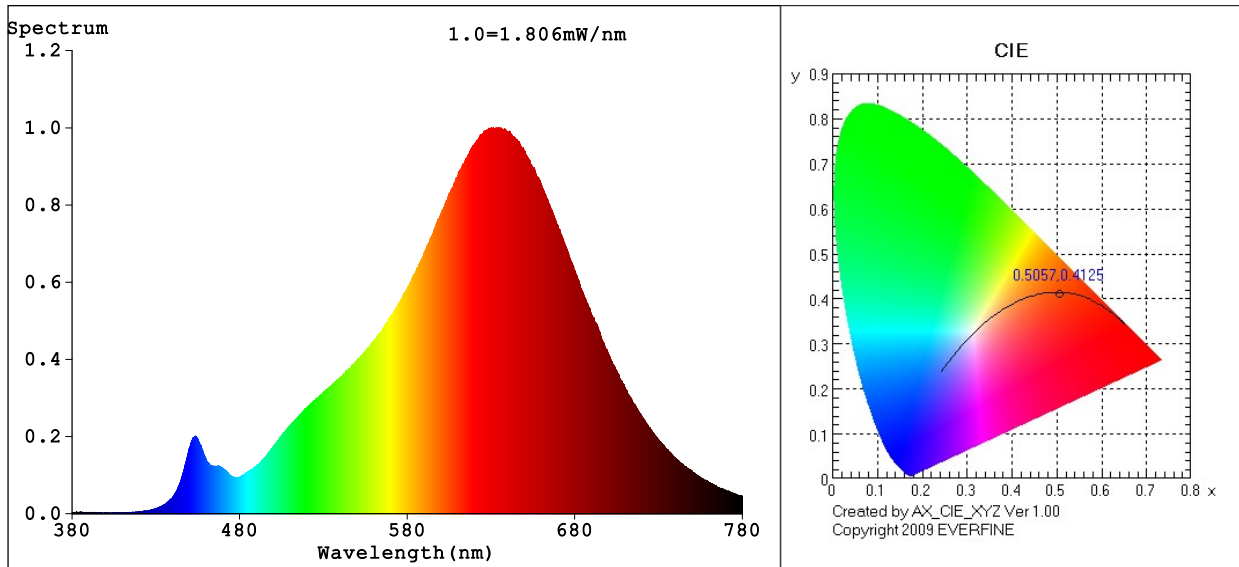
Lifespan Data

L70	100,000h
Switching Cycles	100,000

Compliance Data

EMI	Yes
RCM	N/A
Mercury Content	0mg

Spectrum Test Report



Color Parameters:

Chromaticity Coordinate: $x=0.5057$ $y=0.4125$ $u'=0.2915$ $v'=0.5350$
 CCT=2181K (Duv=-0.0009) Dominant WL:Ld =587.7nm WL:Lc = --nm Purity=75.6%
 Ratio:R=32.1% G=66.3% B=1.6%; Peak WL:Lp=630.4nm FWHM=123.1nm
 Render Index:Ra=94.1 AvgR=92.4 TM30:Rf=92 Rg=100

R1 =95 R2 =98 R3 =99 R4 =95 R5 =95 R6 =97 R7 =91
 R8 =82 R9 =65 R10=95 R11=97 R12=91 R13=96 R14=99 R15=90

Photo Parameters:

Flux = 65.34 lm Eff. : 124.55 lm/W Fe = 262.4 mW

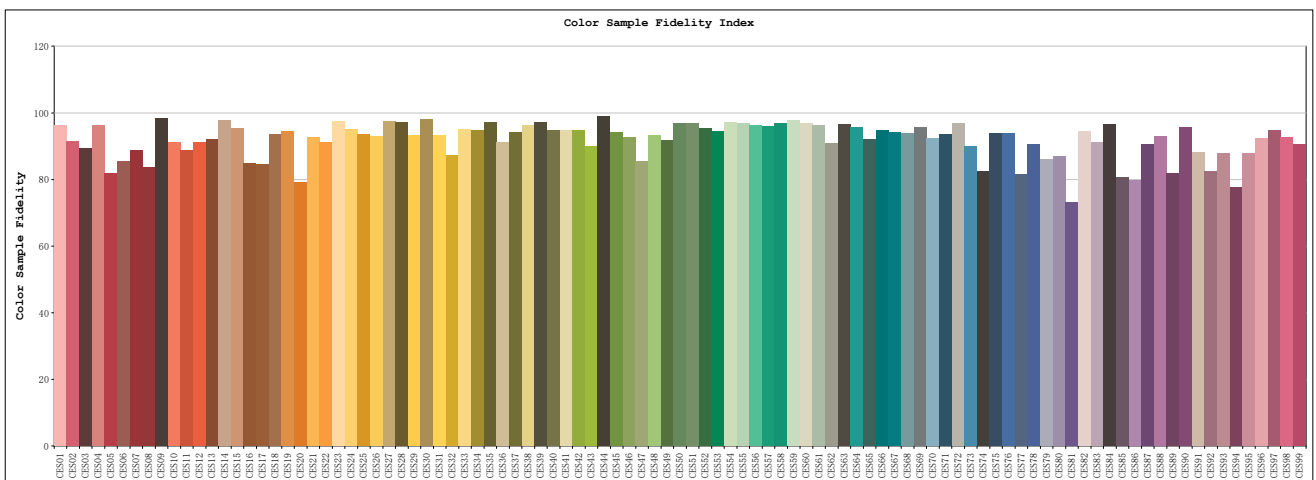
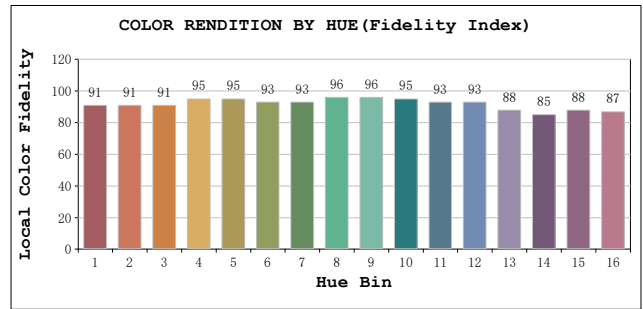
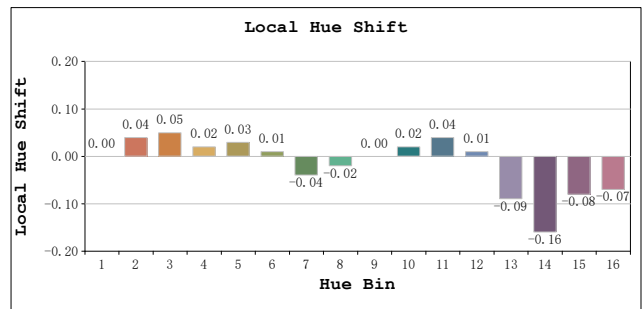
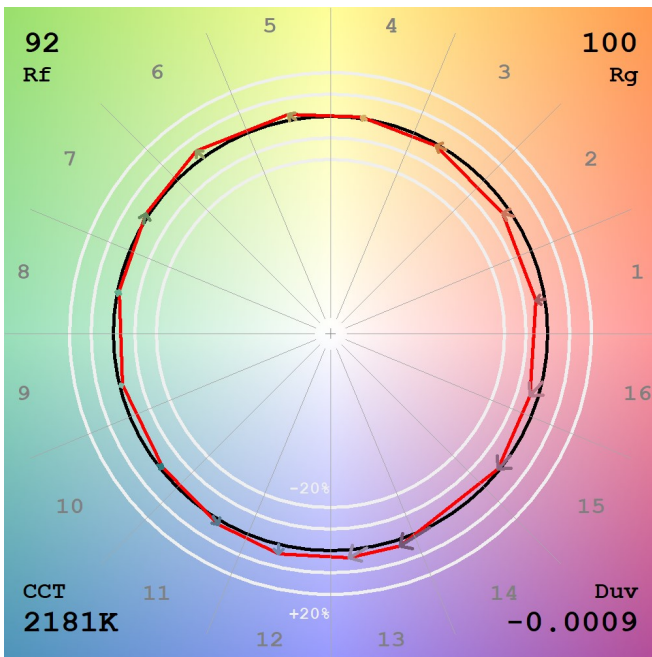
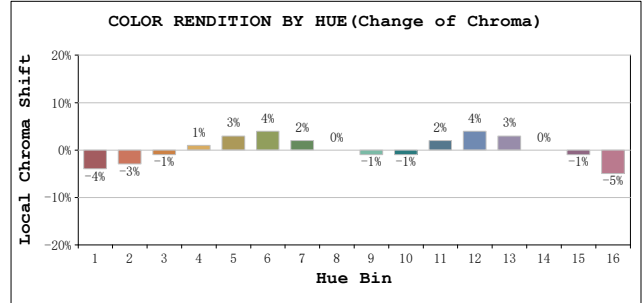
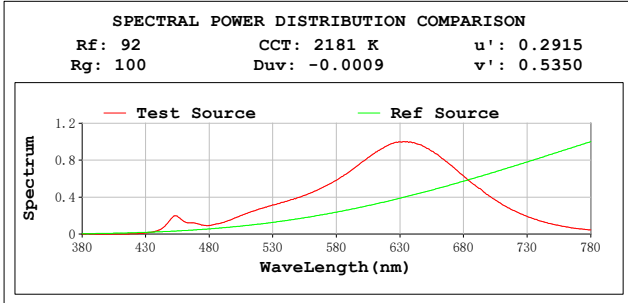
Electrical parameters:

V = 24.004 V I = 0.02186 A P = 0.5246 W PF = 1.000
 LEVEL:OUT WHITE:EXT_2200K
 Status: Integral T = 2000 ms Ip = 55030 (84%)

GBT5702

TM30

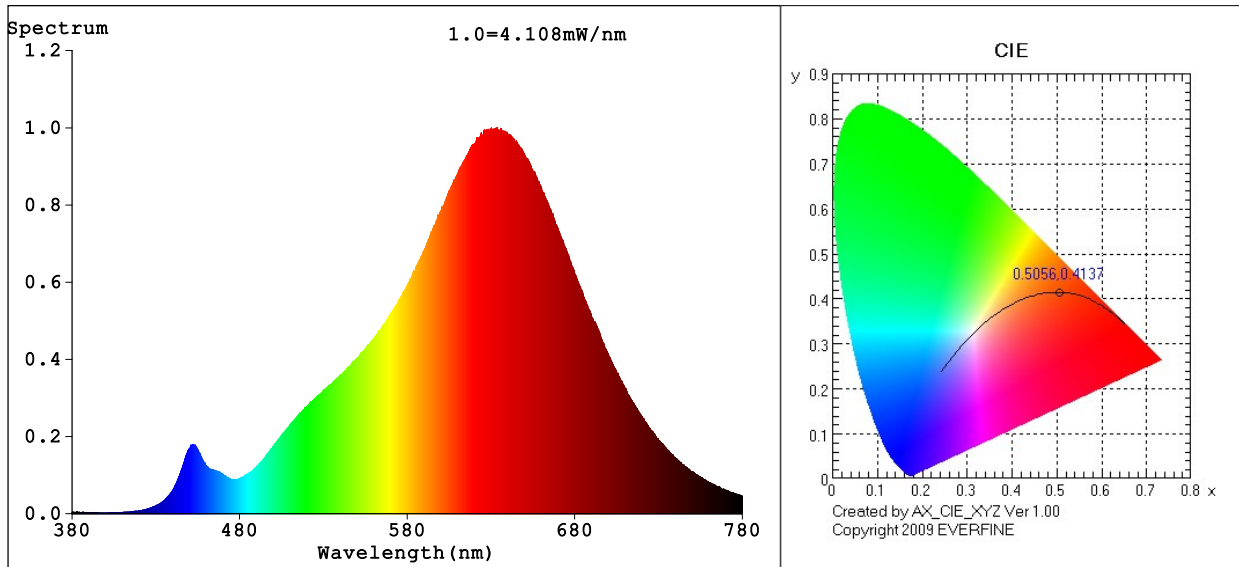
View Angle: 2 Deg



Model:AQF-G-004-2200K
 Tester:EC
 Temperature:25.3Deg
 Manufacturer:AQUALUX

Number:AQF-G-004-2200K 24V DC
 Date:2023-10-23 16:36:44
 Humidity:65.0%
 Remarks:24VDC

Spectrum Test Report



Color Parameters:

Chromaticity Coordinate: $x=0.5056$ $y=0.4137$ / $u'=0.2909$ $v'=0.5355$
 CCT=2190K (Duv=-0.0005) Dominant WL:Ld =587.5nm WL:Lc = --nm Purity=75.9%
 Ratio:R=31.9% G=66.5% B=1.6%; Peak WL:Lp=633.7nm FWHM=123.8nm
 Render Index:Ra=93.7 AvgR=91.7 TM30:Rf=92 Rg=100

R1 =94 R2 =98 R3 =99 R4 =94 R5 =94 R6 =98 R7 =91
 R8 =82 R9 =63 R10=93 R11=96 R12=91 R13=95 R14=98 R15=89

Photo Parameters:

Flux = 150.1 lm Eff. : 86.85 lm/W Fe = 597.9 mW

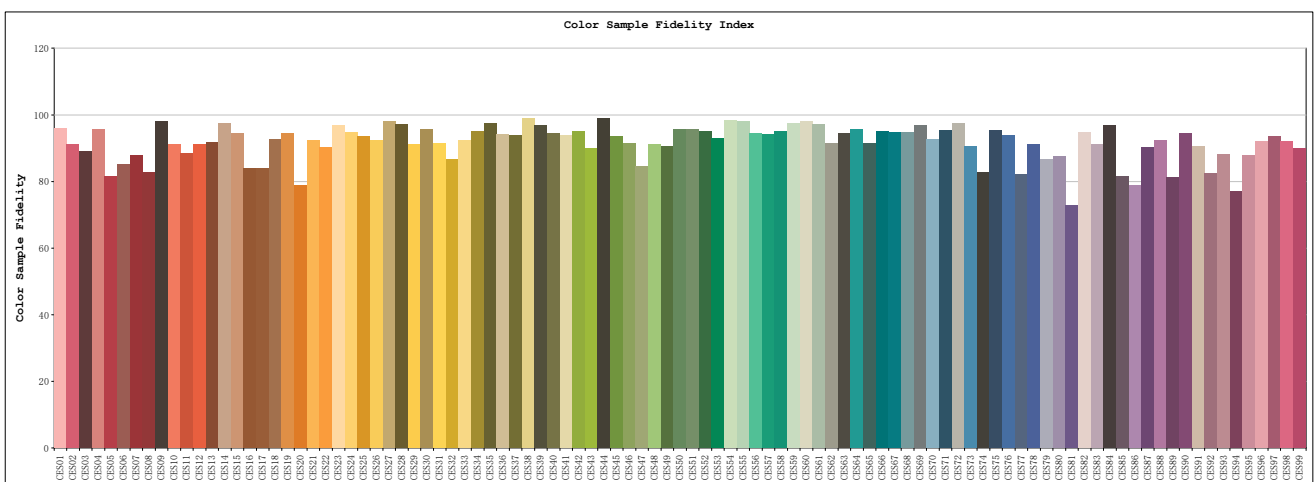
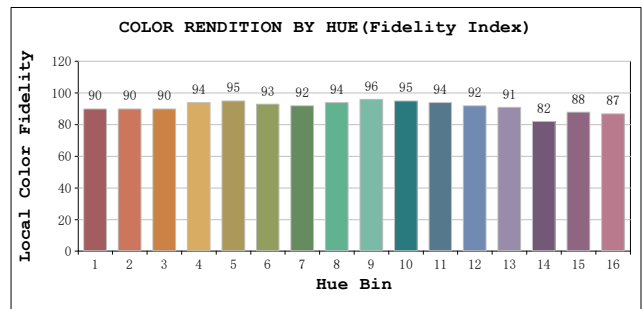
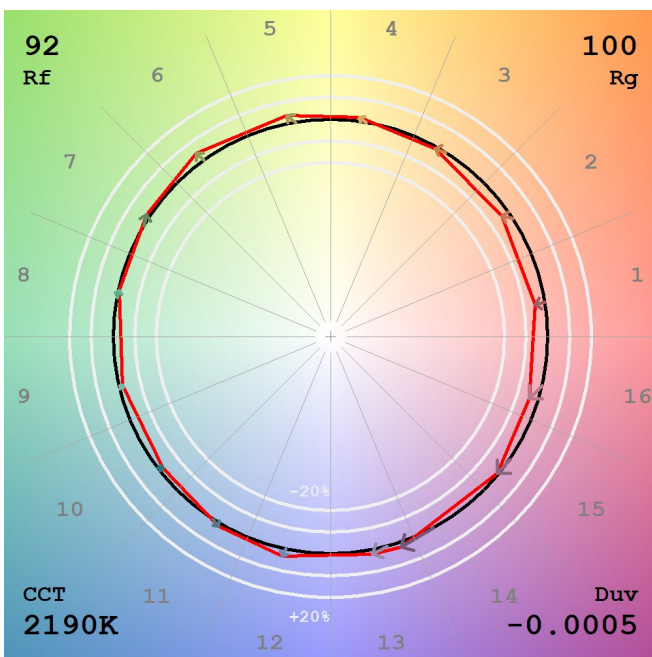
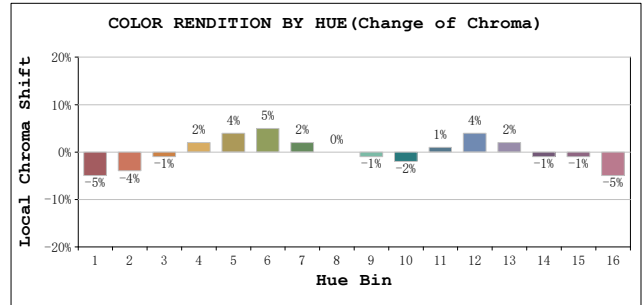
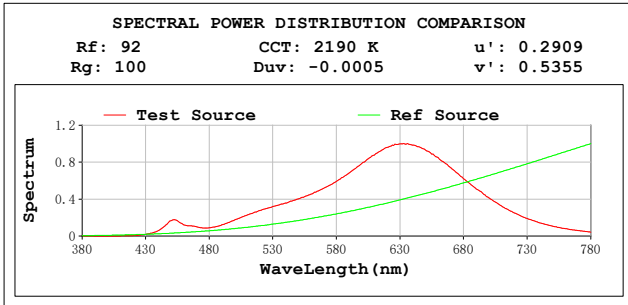
Electrical parameters:

V = 23.984 V I = 0.08156 A P = 1.728 W PF = 0.8833
 LEVEL:OUT WHITE:EXT_2200K
 Status: Integral T = 800 ms Ip = 50143 (77%)

GBT5702

TM30

View Angle: 2 Deg



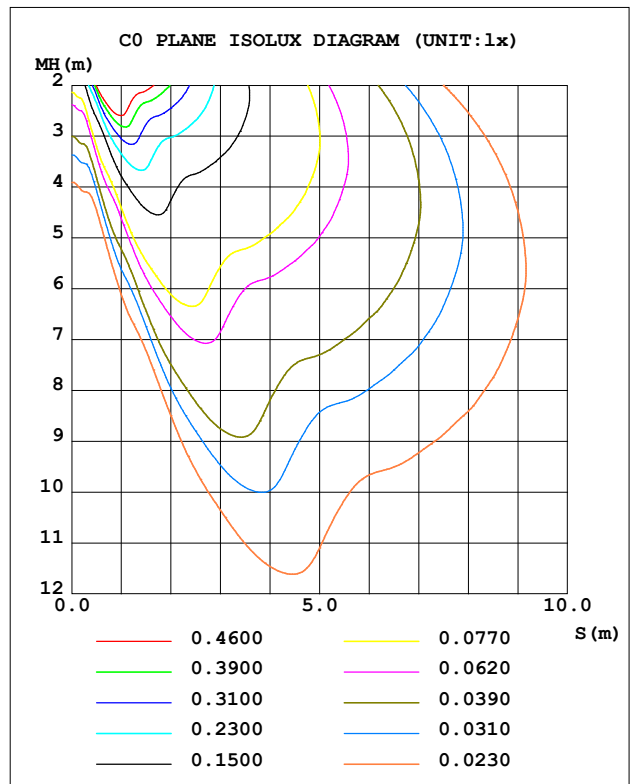
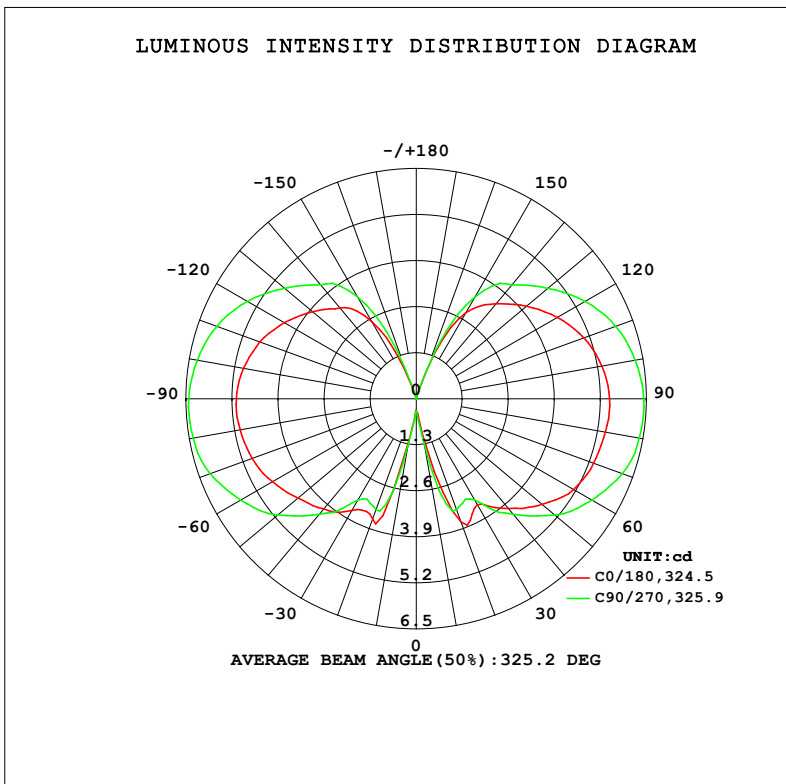
Model:AQF-G-004-2200K
 Tester:EC
 Temperature:25.3Deg
 Manufacturer:AQUALUX

Number:AQF-G-004-2200K 24V AC
 Date:2023-10-23 16:38:27
 Humidity:65.0%
 Remarks:24VAC

LUMINAIRE PHOTOMETRIC TEST REPORT

Test:U:23.983V I:0.0228A P:0.5464W PF:1.0000 Freq:0Hz		
UTHDi:0.00% ITHDi:0.00% KDisp:0 Lamp Flux:61.9607x1 lm		
NAME: AQF-G-004-2200K	TYPE: E27 GLOBE	WEIGHT:
SPEC.:	DIM.:	SERIAL No.: -
MFR.: AQUALUX	SUR.:	Shielding Angle:

DATA OF LAMP		PHOTOMETRIC DATA			
MODEL		Imax (cd)	7.433	S/MH (C0/180)	5.28
NOMINAL POWER (W)	2	LOR (%)	100.0	S/MH (C90/270)	5.76
RATED VOLTAGE (V)	24	TOTAL FLUX (lm)	61.961	η UP, DN (C0-180)	24.0, 26.1
NOMINAL FLUX (lm)	61.9607	CIE CLASS	DIFFUSE	η UP, DN (C180-360)	23.9, 26.0
LAMPS INSIDE	1	η up (%)	47.9	CIBSE SHR NOM	1.00
TEST VOLTAGE (V)	24	η down (%)	52.1	CIBSE SHR MAX	1.15



C Range: 0 - 180DEG
 C Interval: 22.5DEG
 Test Speed: MEDIUM
 Temperature: 20°C
 Operators: ELAINE
 Test Date: 24 October 2023

γ Range: 0 - 180DEG
 γ Interval: 2.0DEG
 Test System: EVERFINE GO-SPEX500_V1 SYSTEM V2.00.473
 Humidity: 65.0%
 Test Distance: 3.100m [K=1.0000]
 Remarks: AQF-G-004-2200K
 2W / 2200K
 24V DC

ZONAL FLUX DIAGRAM

ZONAL FLUX DIAGRAM:

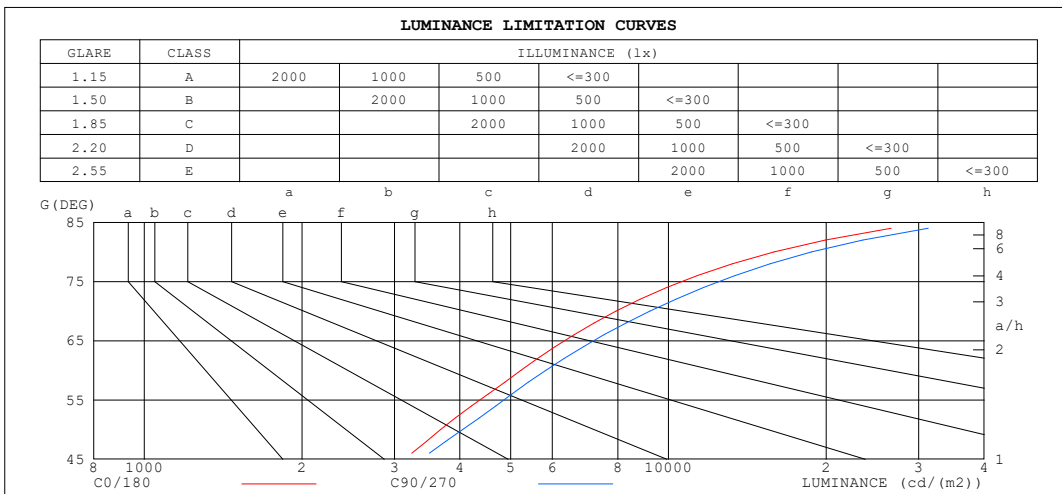
γ	C0	C45	C90	C135	C180	C225	C270	C315	γ	∅ zone	∅ total	%lum, lamp
10	1.017	1.177	1.244	1.349	1.173	1.349	1.244	1.177	0- 10	0.0721	0.0721	0.12,0.12
20	3.708	2.632	3.328	2.661	3.615	2.661	3.328	2.632	10- 20	0.6252	0.6973	1.13,1.13
30	3.458	4.080	3.303	3.511	3.639	3.511	3.303	4.080	20- 30	1.588	2.286	3.69,3.69
40	4.049	4.104	4.260	3.904	4.064	3.904	4.260	4.104	30- 40	2.501	4.786	7.72,7.72
50	4.639	4.677	5.112	4.663	4.363	4.663	5.112	4.677	40- 50	3.622	8.409	13.6,13.6
60	5.129	5.078	5.727	5.101	4.689	5.101	5.727	5.078	50- 60	4.833	13.24	21.4,21.4
70	5.331	5.224	6.187	5.365	4.932	5.365	6.187	5.224	60- 70	5.796	19.04	30.7,30.7
80	5.419	5.205	6.390	5.508	5.048	5.508	6.390	5.205	70- 80	6.463	25.50	41.2,41.2
90	5.455	5.103	6.420	5.569	5.082	5.569	6.420	5.103	80- 90	6.772	32.27	52.1,52.1
100	5.323	4.900	6.278	5.451	4.953	5.451	6.278	4.900	90-100	6.729	39.00	62.9,62.9
110	5.037	4.560	5.990	5.171	4.701	5.171	5.990	4.560	100-110	6.285	45.29	73.1,73.1
120	4.597	4.131	5.506	4.811	4.298	4.811	5.506	4.131	110-120	5.497	50.78	82,82
130	4.066	3.758	4.852	4.356	3.825	4.356	4.852	3.758	120-130	4.486	55.27	89.2,89.2
140	3.504	3.506	4.204	3.805	3.356	3.805	4.204	3.506	130-140	3.415	58.68	94.7,94.7
150	2.809	2.246	3.320	2.606	2.513	2.606	3.320	2.246	140-150	2.265	60.95	98.4,98.4
160	0.7367	0.7638	0.8739	0.6706	0.4544	0.6706	0.8739	0.7638	150-160	0.9578	61.91	99.9,99.9
170	0.0091	0.0115	0.0103	0.0060	0.0079	0.0060	0.0103	0.0115	160-170	0.0523	61.96	100,100
180	0.0020	0.0044	0.0020	0.0048	0.0048	0.0048	0.0020	0.0044	170-180	0.0004	61.96	100,100
DEG	LUMINOUS INTENSITY:cd									UNIT:lm		

C Range: 0 - 180DEG
 C Interval: 22.5DEG
 Test Speed: MEDIUM
 Temperature:20°C
 Operators:ELAINE
 Test Date:24 October 2023

γ Range: 0 - 180DEG
 γ Interval: 2.0DEG
 Test System:EVERFINE GO-SPEX500_V1 SYSTEM V2.00.473
 Humidity:65.0%
 Test Distance:3.100m [K=1.0000]
 Remarks: AQF-G-004-2200K
 2W / 2200K
 24V DC

LUMINANCE LIMITATION CURVES

Test:U:23.983V I:0.0228A P:0.5464W PF:1.0000 Freq:0Hz UTHDi:0.00% ITHDi:0.00% KDisp:0 Lamp Flux:61.9607x1 lm		
NAME: AQF-G-004-2200K	TYPE: E27 GLOBE	WEIGHT:
SPEC.:	DIM.:	SERIAL No.: -
MFR.: AQUALUX	SUR.:	Shielding Angle:



LUMINANCE cd/(m2)		
G (DEG)	C0/180	C90/270
85	31892	37550
80	15899	18745
75	10569	12434
70	7941	9216
65	6302	7139
60	5225	5835
55	4314	4800
50	3677	4051
45	3101	3313

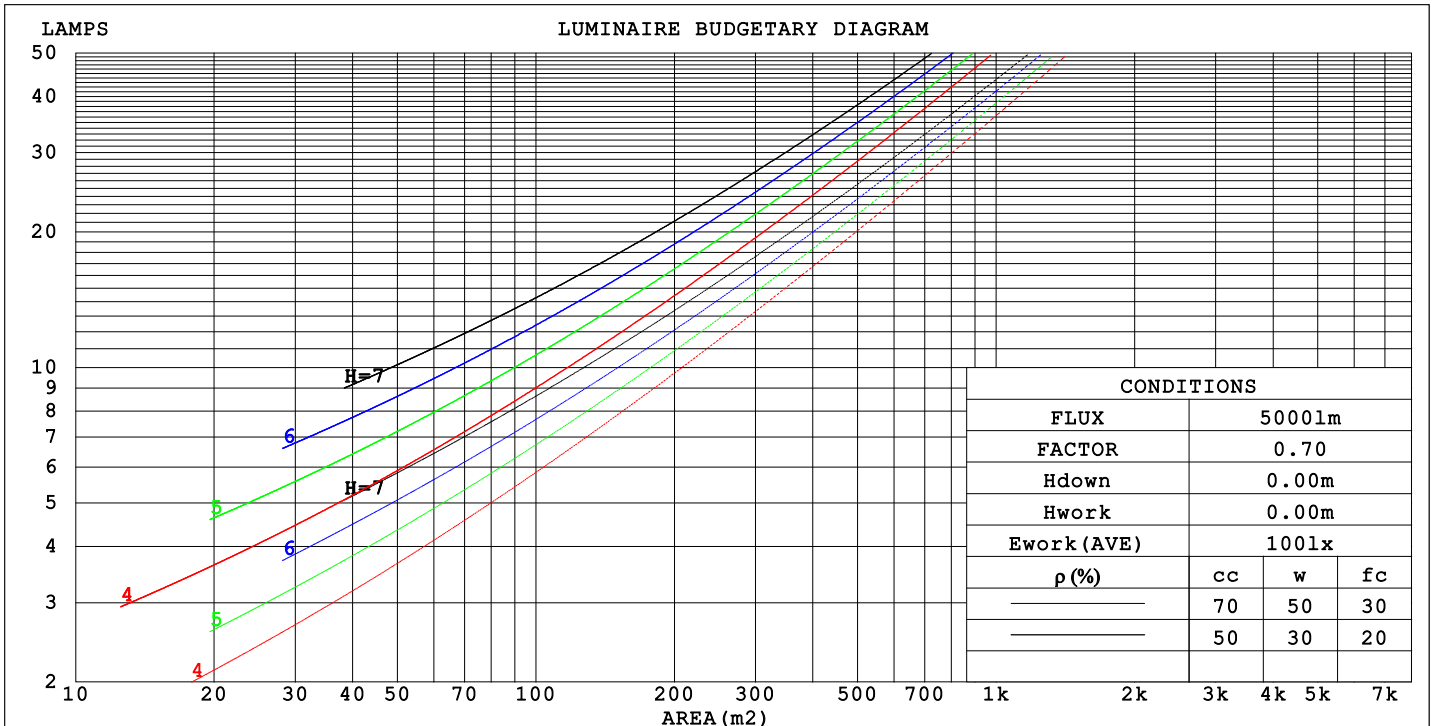
C Range: 0 - 180DEG
 C Interval: 22.5DEG
 Test Speed: MEDIUM
 Temperature: 20°C
 Operator: ELAINE
 Test Date: 24 October 2023

γ Range: 0 - 180DEG
 γ Interval: 2.0DEG
 Test System: EVERFINE GO-SPEX500_V1 SYSTEM V2.00.473
 Humidity: 65.0%
 Test Distance: 3.100m [K=1.0000]
 Remarks: AQF-G-004-2200K
 2W / 2200K
 24V DC

CU AND LUMINAIRE BUDGETARY ESTIMATE DIAGRAM

Test:U:23.983V I:0.0228A P:0.5464W PF:1.0000 Freq:0Hz		
UTHdi:0.00% ITHdi:0.00% KDisp:0 Lamp Flux:61.9607x1 lm		
NAME: AQF-G-004-2200K	TYPE: E27 GLOBE	WEIGHT:
SPEC.:	DIM.:	SERIAL No.: -
MFR.: AQUALUX	SUR.:	Shielding Angle:

pcc	80%			70%			50%			30%			10%			0		
	50%	30%	10%	50%	30%	10%	50%	30%	10%	50%	30%	10%	50%	30%	10%			
pw																		
pfc																		
RCR	RCR:Room Cavity Ratio						Coefficients of Utilization (CU)											
0.0	1.08	1.08	1.08	.00	.00	.00	.84	.84	.84	.71	.71	.71	.58	.58	.58	.52		
1.0	.86	.80	.74	.79	.74	.69	.66	.62	.58	.54	.50	.48	.42	.40	.38	.32		
2.0	.72	.63	.56	.66	.58	.52	.54	.49	.44	.44	.39	.35	.34	.31	.28	.23		
3.0	.61	.52	.44	.56	.48	.41	.46	.40	.34	.37	.32	.28	.29	.25	.21	.17		
4.0	.53	.43	.36	.49	.40	.33	.40	.33	.28	.32	.27	.22	.24	.20	.17	.13		
5.0	.47	.37	.30	.43	.34	.27	.35	.28	.23	.28	.23	.18	.21	.17	.14	.10		
6.0	.41	.32	.25	.38	.29	.23	.31	.24	.19	.25	.19	.15	.19	.15	.11	.08		
7.0	.37	.28	.21	.34	.26	.20	.28	.21	.16	.22	.17	.13	.17	.13	.10	.07		
8.0	.33	.24	.18	.30	.22	.17	.25	.19	.14	.20	.15	.11	.16	.11	.08	.06		
9.0	.30	.22	.16	.28	.20	.15	.23	.17	.12	.18	.13	.10	.14	.10	.07	.05		
10.0	.27	.19	.14	.25	.18	.13	.21	.15	.11	.17	.12	.08	.13	.09	.06	.04		



C Range: 0 - 180DEG
 C Interval: 22.5DEG
 Test Speed: MEDIUM
 Temperature: 20°C
 Operators: ELAINE
 Test Date: 24 October 2023

γ Range: 0 - 180DEG
 γ Interval: 2.0DEG
 Test System: EVERFINE GO-SPEX500_V1 SYSTEM V2.00.473
 Humidity: 65.0%
 Test Distance: 3.100m [K=1.0000]
 Remarks: AQF-G-004-2200K
 2W / 2200K
 24V DC

WEC AND CCEC

Test:U:23.983V I:0.0228A P:0.5464W PF:1.0000 Freq:0Hz		
UTHDi:0.00% ITHDi:0.00% KDisp:0 Lamp Flux:61.9607x1 lm		
NAME: AQF-G-004-2200K	TYPE: E27 GLOBE	WEIGHT:
SPEC.:	DIM.:	SERIAL No.: -
MFR.: AQUALUX	SUR.:	Shielding Angle:

ρcc	80%			70%			50%			30%			10%			0
ρw	50%	30%	10%	50%	30%	10%	50%	30%	10%	50%	30%	10%	50%	30%	10%	0
ρfc	20%			20%			20%			20%			20%			0
RCR	RCR:Room Cavity Ratio						Wall Exitance Coefficients (WEC)									
0.0																
1.0	.434	.247	.078	.412	.235	.075	.371	.213	.068	.333	.192	.062	.298	.173	.056	
2.0	.358	.196	.060	.338	.186	.057	.301	.167	.052	.266	.149	.047	.234	.133	.042	
3.0	.310	.165	.049	.292	.156	.047	.258	.140	.042	.226	.124	.038	.197	.109	.034	
4.0	.275	.143	.042	.258	.135	.040	.227	.120	.036	.198	.106	.032	.171	.093	.028	
5.0	.247	.126	.036	.232	.119	.035	.203	.106	.031	.176	.093	.028	.151	.081	.024	
6.0	.225	.113	.032	.211	.106	.031	.184	.094	.027	.159	.083	.024	.136	.071	.021	
7.0	.206	.102	.029	.193	.096	.027	.168	.085	.024	.145	.074	.022	.123	.064	.019	
8.0	.190	.093	.026	.178	.088	.025	.155	.077	.022	.133	.068	.019	.113	.058	.017	
9.0	.176	.085	.024	.165	.080	.023	.144	.071	.020	.124	.062	.018	.105	.053	.015	
10.0	.164	.079	.022	.154	.074	.021	.134	.066	.018	.115	.057	.016	.097	.049	.014	

ρcc	80%			70%			50%			30%			10%			0
ρw	50%	30%	10%	50%	30%	10%	50%	30%	10%	50%	30%	10%	50%	30%	10%	0
ρfc	20%			20%			20%			20%			20%			0
RCR	RCR:Room Cavity Ratio						Ceiling Cavity Exitance Coefficients (CCEC)									
0.0	.556	.556	.556	.475	.475	.475	.324	.324	.324	.186	.186	.186	.060	.060	.060	
1.0	.557	.523	.493	.477	.449	.424	.326	.309	.293	.188	.179	.171	.060	.058	.055	
2.0	.552	.502	.461	.472	.432	.398	.324	.299	.278	.187	.174	.163	.060	.056	.053	
3.0	.545	.487	.441	.467	.420	.382	.321	.292	.268	.185	.170	.158	.060	.055	.052	
4.0	.537	.476	.429	.461	.411	.372	.317	.286	.262	.183	.168	.155	.059	.055	.051	
5.0	.530	.467	.420	.455	.404	.366	.313	.282	.258	.182	.166	.153	.059	.054	.050	
6.0	.523	.459	.414	.449	.398	.361	.310	.279	.255	.180	.164	.152	.058	.054	.050	
7.0	.516	.453	.410	.444	.393	.357	.306	.276	.253	.178	.162	.151	.058	.053	.050	
8.0	.509	.448	.406	.438	.389	.354	.303	.273	.251	.176	.161	.150	.057	.053	.050	
9.0	.503	.444	.404	.433	.385	.352	.300	.271	.250	.175	.160	.149	.057	.052	.049	
10.0	.497	.440	.402	.428	.382	.351	.297	.269	.249	.173	.159	.149	.056	.052	.049	

C Range: 0 - 180DEG
 C Interval: 22.5DEG
 Test Speed: MEDIUM
 Temperature:20°C
 Operators:ELAINE
 Test Date:24 October 2023

γ Range: 0 - 180DEG
 γ Interval: 2.0DEG
 Test System:EVERFINE GO-SPEX500_V1 SYSTEM V2.00.473
 Humidity:65.0%
 Test Distance:3.100m [K=1.0000]
 Remarks: AQF-G-004-2200K
 2W / 2200K
 24V DC

UGR(Unified Glare Rating) Table

Test:U:23.983V I:0.0228A P:0.5464W PF:1.0000 Freq:0Hz										
UTHDi:0.00% ITHDi:0.00% KDisp:0 Lamp Flux:61.9607x1 lm										
NAME: AQF-G-004-2200K					TYPE: E27 GLOBE			WEIGHT:		
SPEC.:					DIM.:			SERIAL No.: -		
MFR.: AQUALUX					SUR.:			Shielding Angle:		
ceiling/cavity	0.7	0.7	0.5	0.5	0.3	0.7	0.7	0.5	0.5	0.3
walls	0.5	0.3	0.5	0.3	0.3	0.5	0.3	0.5	0.3	0.3
working plane	0.2	0.2	0.2	0.2	0.2	0.2	0.2	0.2	0.2	0.2
Room dimensions	Viewed crosswise					Viewed endwise				
x = 2H y = 2H	25.3	26.5	26.2	27.3	28.5	25.8	26.9	26.7	27.8	29.0
3H	28.8	29.8	29.6	30.7	31.9	29.4	30.4	30.3	31.3	32.5
4H	30.6	31.6	31.5	32.5	33.7	31.3	32.3	32.2	33.2	34.4
6H	32.6	33.5	33.5	34.4	35.6	33.4	34.3	34.3	35.2	36.4
8H	33.6	34.5	34.5	35.5	36.7	34.5	35.4	35.4	36.3	37.5
12H	34.9	35.7	35.8	36.7	37.9	35.8	36.7	36.7	37.6	38.8
4H 2H	26.3	27.3	27.2	28.2	29.4	26.6	27.6	27.5	28.5	29.7
3H	30.0	30.8	30.9	31.8	33.0	30.4	31.3	31.3	32.2	33.5
4H	32.0	32.8	33.0	33.8	35.0	32.6	33.4	33.5	34.3	35.6
6H	34.2	35.0	35.2	35.9	37.2	34.9	35.6	35.9	36.6	37.8
8H	35.4	36.1	36.4	37.1	38.3	36.1	36.8	37.1	37.8	39.0
12H	36.7	37.3	37.7	38.3	39.6	37.5	38.1	38.5	39.1	40.4
8H 4H	32.7	33.3	33.6	34.3	35.6	33.1	33.8	34.1	34.8	36.0
6H	35.3	35.8	36.2	36.8	38.1	35.8	36.3	36.8	37.3	38.6
8H	36.7	37.2	37.7	38.2	39.5	37.3	37.8	38.3	38.8	40.1
12H	38.3	38.8	39.3	39.8	41.1	39.0	39.4	40.0	40.4	41.8
12H 4H	32.9	33.5	33.9	34.5	35.8	33.3	33.9	34.3	34.9	36.2
6H	35.5	36.0	36.5	37.0	38.4	36.0	36.5	37.0	37.5	38.8
8H	37.1	37.6	38.1	38.6	39.9	37.6	38.1	38.6	39.1	40.4
Variations with the observer position at spacings(CIE Pub.117):										
S = 1.0H	+ 0.1 / - 0.1					+ 0.1 / - 0.1				
1.5H	+ 0.3 / - 0.3					+ 0.3 / - 0.3				
2.0H	+ 0.4 / - 0.5					+ 0.4 / - 0.5				

CIE Pub.117, 61.96 lm Total Lamp Luminous Flux Correct (8log(F/F0) = -9.7)
 Area: 0.001963 m2

C Range: 0 - 180DEG
 C Interval: 22.5DEG
 Test Speed: MEDIUM
 Temperature:20°C
 Operators:ELAINE
 Test Date:24 October 2023

γ Range: 0 - 180DEG
 γ Interval: 2.0DEG
 Test System:EVERFINE GO-SPEX500_V1 SYSTEM V2.00.473
 Humidity:65.0%
 Test Distance:3.100m [K=1.0000]
 Remarks: AQF-G-004-2200K
 2W / 2200K
 24V DC

UTILIZATION FACTORS TABLE

Test:U:23.983V I:0.0228A P:0.5464W PF:1.0000 Freq:0Hz		
UTHDi:0.00% ITHDi:0.00% KDisp:0 Lamp Flux:61.9607x1 lm		
NAME: AQF-G-004-2200K	TYPE: E27 GLOBE	WEIGHT:
SPEC.:	DIM.:	SERIAL No.: -
MFR.: AQUALUX	SUR.:	Shielding Angle:

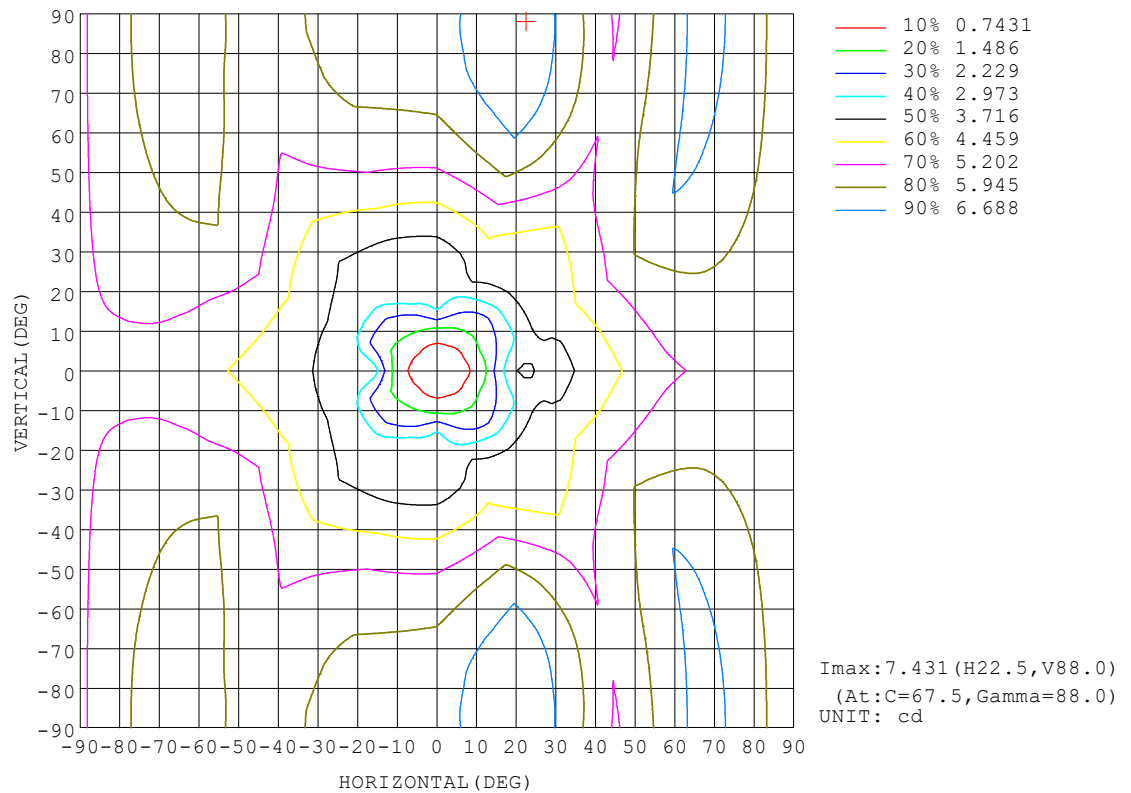
REFLECTANCE										
Ceiling	0.8	0.8	0.8	0.7	0.7	0.7	0.5	0.5	0.5	0
Walls	0.7	0.5	0.3	0.7	0.5	0.3	0.7	0.5	0.3	0
Working plane	0.2	0.2	0.2	0.2	0.2	0.2	0.2	0.2	0.2	0
ROOM INDEX	UTILIZATION FACTORS (PERCENT) $k(RI) \times RCR = 5$									
k = 0.60	35	22	14	33	21	14	29	19	13	5
0.80	43	29	20	40	27	19	36	25	17	8
1.00	50	35	26	47	34	25	41	32	22	11
1.25	57	42	32	53	40	31	46	35	27	14
1.50	62	48	38	58	45	36	50	39	32	16
2.00	70	57	47	65	53	44	56	46	39	21
2.50	76	63	53	70	59	50	59	51	43	24
3.00	80	68	59	74	63	55	62	54	48	26
4.00	85	75	67	79	70	62	67	60	54	30
5.00	89	80	72	82	74	67	69	63	58	33
ROOM INDEX	UF(total)									Direct
According to DIN EN 13032-2 2004			Suspended				SHRNOM = 1.25			

C Range: 0 - 180DEG
 C Interval: 22.5DEG
 Test Speed: MEDIUM
 Temperature:20°C
 Operators:ELAINE
 Test Date:24 October 2023

γ Range: 0 - 180DEG
 γ Interval: 2.0DEG
 Test System:EVERFINE GO-SPEX500_V1 SYSTEM V2.00.473
 Humidity:65.0%
 Test Distance:3.100m [K=1.0000]
 Remarks: AQF-G-004-2200K
 2W / 2200K
 24V DC

ISOCANDELA DIAGRAM

Test:U:23.983V I:0.0228A P:0.5464W PF:1.0000 Freq:0Hz UTHDi:0.00% ITHDi:0.00% KDisp:0 Lamp Flux:61.9607x1 lm		
NAME: AQF-G-004-2200K	TYPE: E27 GLOBE	WEIGHT:
SPEC.:	DIM.:	SERIAL No.: -
MFR.: AQUALUX	SUR.:	Shielding Angle:

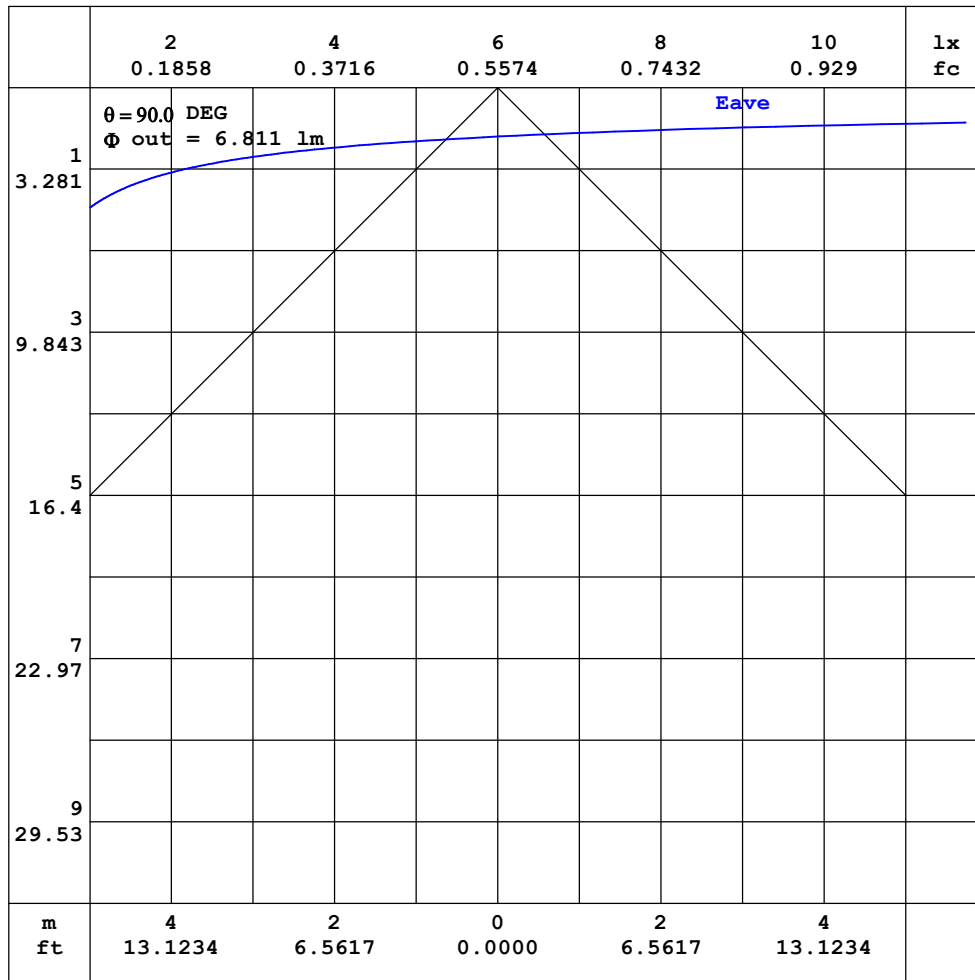


C Range: 0 - 180DEG
 C Interval: 22.5DEG
 Test Speed: MEDIUM
 Temperature:20°C
 Operators:ELAINE
 Test Date:24 October 2023

γ Range: 0 - 180DEG
 γ Interval: 2.0DEG
 Test System:EVERFINE GO-SPEX500_V1 SYSTEM V2.00.473
 Humidity:65.0%
 Test Distance:3.100m [K=1.0000]
 Remarks: AQF-G-004-2200K
 2W / 2200K
 24V DC

AAI CURVES

Test:U:23.983V I:0.0228A P:0.5464W PF:1.0000 Freq:0Hz		
UTHDi:0.00% ITHDi:0.00% KDisp:0 Lamp Flux:61.9607x1 lm		
NAME: AQF-G-004-2200K	TYPE: E27 GLOBE	WEIGHT:
SPEC.:	DIM.:	SERIAL No.: -
MFR.: AQUALUX	SUR.:	Shielding Angle:



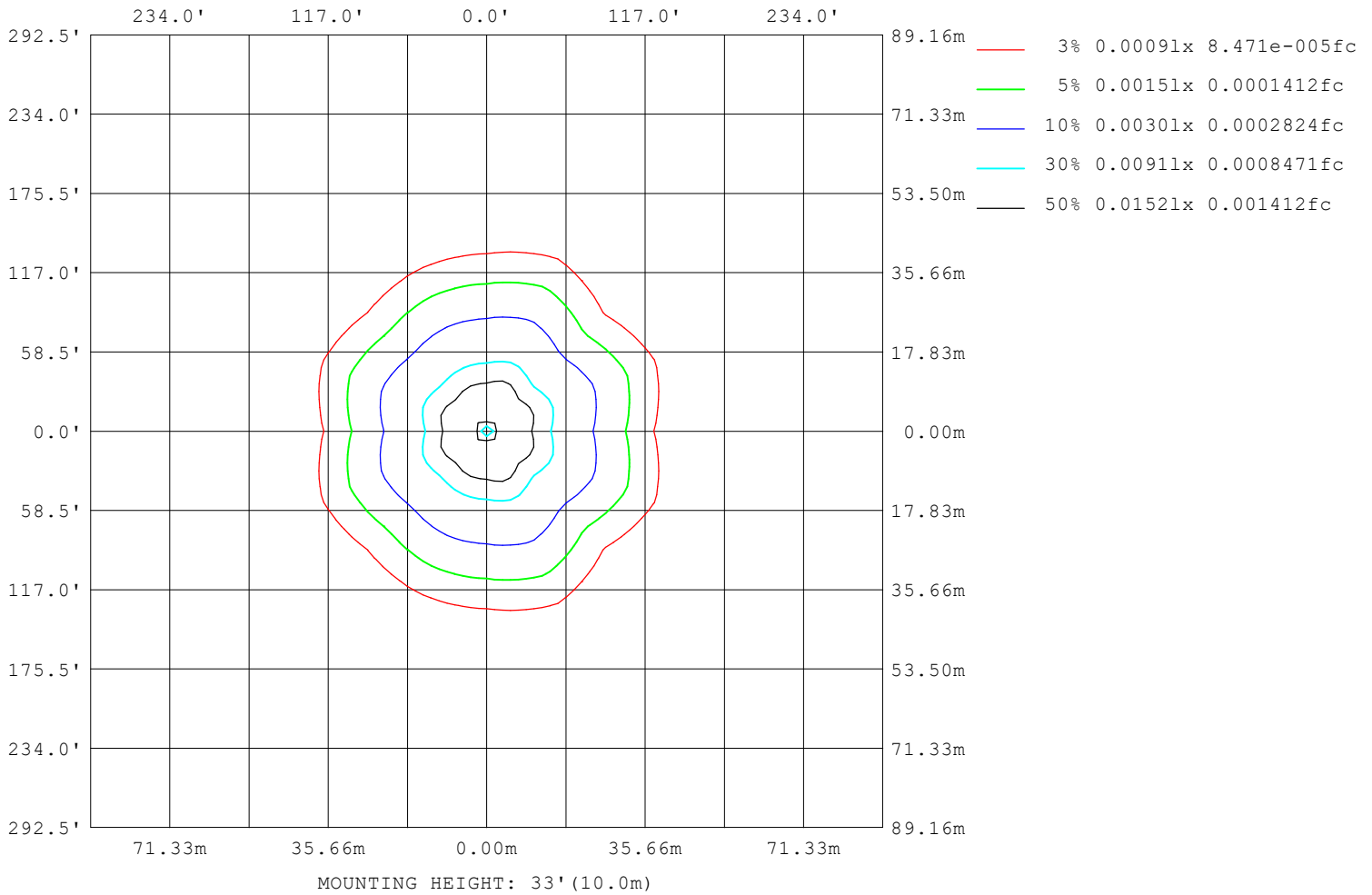
Note: The Curves indicate the illuminated area and the average illumination when the luminaire is at different distance.

C Range: 0 - 180DEG
 C Interval: 22.5DEG
 Test Speed: MEDIUM
 Temperature: 20°C
 Operators: ELAINE
 Test Date: 24 October 2023

γ Range: 0 - 180DEG
 γ Interval: 2.0DEG
 Test System: EVERFINE GO-SPEX500_V1 SYSTEM V2.00.473
 Humidity: 65.0%
 Test Distance: 3.100m [K=1.0000]
 Remarks: AQF-G-004-2200K
 2W / 2200K
 24V DC

ISOLUX DIAGRAM

Test:U:23.983V I:0.0228A P:0.5464W PF:1.0000 Freq:0Hz UTHDi:0.00% ITHDi:0.00% KDisp:0 Lamp Flux:61.9607x1 lm		
NAME: AQF-G-004-2200K	TYPE: E27 GLOBE	WEIGHT:
SPEC.:	DIM.:	SERIAL No.: -
MFR.: AQUALUX	SUR.:	Shielding Angle:



C Range: 0 - 180DEG
 C Interval: 22.5DEG
 Test Speed: MEDIUM
 Temperature:20°C
 Operators:ELAINE
 Test Date:24 October 2023

γ Range: 0 - 180DEG
 γ Interval: 2.0DEG
 Test System:EVERFINE GO-SPEX500_V1 SYSTEM V2.00.473
 Humidity:65.0%
 Test Distance:3.100m [K=1.0000]
 Remarks: AQF-G-004-2200K
 2W / 2200K
 24V DC

LED Avg.L Report

Test:U:23.983V I:0.0228A P:0.5464W PF:1.0000 Freq:0Hz UTHDi:0.00% ITHDi:0.00% KDisp:0 Lamp Flux:61.9607x1 lm		
NAME: AQF-G-004-2200K	TYPE: E27 GLOBE	WEIGHT:
SPEC.:	DIM.:	SERIAL No.: -
MFR.: AQUALUX	SUR.:	Shielding Angle:

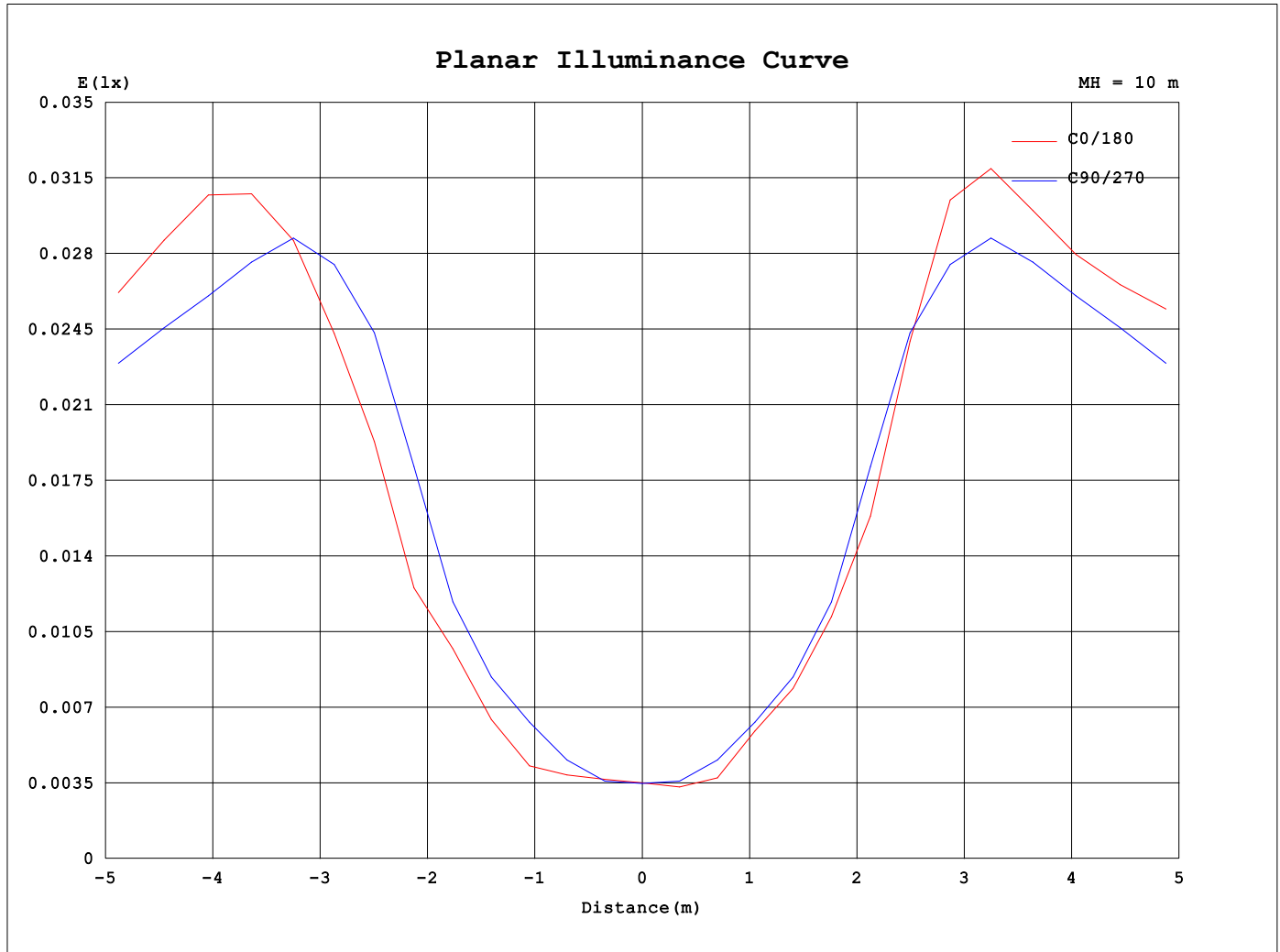
AvgL	cd/m2
L_0~180 (65) av	6079
L_0~180 (75) av	10208
L_0~180 (85) av	30836
L_90~270 (65) av	7192
L_90~270 (75) av	12477
L_90~270 (85) av	37579
L_45 (65) av	6268
L_45 (75) av	10512
L_45 (85) av	31335

Standard: GB/T 29293-2012

C Range: 0 - 180DEG
 C Interval: 22.5DEG
 Test Speed: MEDIUM
 Temperature:20°C
 Operators:ELAINE
 Test Date:24 October 2023

γ Range: 0 - 180DEG
 γ Interval: 2.0DEG
 Test System:EVERFINE GO-SPEX500_V1 SYSTEM V2.00.473
 Humidity:65.0%
 Test Distance:3.100m [K=1.0000]
 Remarks: AQF-G-004-2200K
 2W / 2200K
 24V DC

Planar Illuminance Curve



C Range: 0 - 180DEG
 C Interval: 22.5DEG
 Test Speed: MEDIUM
 Temperature: 20°C
 Operators: ELAINE
 Test Date: 24 October 2023

γ Range: 0 - 180DEG
 γ Interval: 2.0DEG
 Test System: EVERFINE GO-SPEX500_V1 SYSTEM V2.00.473
 Humidity: 65.0%
 Test Distance: 3.100m [K=1.0000]
 Remarks: AQF-G-004-2200K
 2W / 2200K
 24V DC

LUMINOUS DISTRIBUTION INTENSITY DATA

Test:U:23.983V I:0.0228A P:0.5464W PF:1.0000 Freq:0Hz		
UTHdi:0.00% ITHdi:0.00% KDisp:0 Lamp Flux:61.9607x1 lm		
NAME: AQF-G-004-2200K	TYPE: E27 GLOBE	WEIGHT:
SPEC.:	DIM.:	SERIAL No.: -
MFR.: AQUALUX	SUR.:	Shielding Angle:

Table--1

UNIT: cd

C (DEG) \ γ (DEG)	0	22.5	45	67.5	90	112.5	135	157.5	180	202.5	225	247.5	270	292.5	315	337.5			
0	0.35	0.35	0.35	0.35	0.35	0.35	0.35	0.35	0.35	0.35	0.35	0.35	0.35	0.35	0.35	0.35			
5	0.39	0.39	0.39	0.45	0.46	0.44	0.40	0.38	0.38	0.38	0.40	0.44	0.46	0.45	0.39	0.39			
10	1.02	1.21	1.18	1.23	1.24	1.38	1.35	1.26	1.17	1.26	1.35	1.38	1.24	1.23	1.18	1.21			
15	2.11	1.70	1.62	1.89	2.66	1.95	1.55	1.58	2.62	1.58	1.55	1.95	2.66	1.89	1.62	1.70			
20	3.71	2.76	2.63	2.99	3.33	3.31	2.66	2.63	3.62	2.63	2.66	3.31	3.33	2.99	2.63	2.76			
25	3.76	3.52	3.35	3.73	3.22	3.26	3.23	3.29	3.48	3.29	3.23	3.26	3.22	3.73	3.35	3.52			
30	3.46	3.85	4.08	4.08	3.30	3.32	3.51	3.71	3.64	3.71	3.51	3.32	3.30	4.08	4.08	3.85			
35	3.67	4.04	4.04	4.44	3.74	3.63	3.65	3.98	3.87	3.98	3.65	3.63	3.74	4.44	4.04	4.04			
40	4.05	4.59	4.10	4.82	4.26	4.19	3.90	4.37	4.06	4.37	3.90	4.19	4.26	4.82	4.10	4.59			
45	4.30	4.90	4.32	5.19	4.60	4.53	4.20	4.69	4.20	4.69	4.20	4.53	4.60	5.19	4.32	4.90			
50	4.64	5.43	4.68	5.83	5.11	5.05	4.66	5.21	4.36	5.21	4.66	5.05	5.11	5.83	4.68	5.43			
55	4.86	5.80	4.91	6.21	5.40	5.31	4.91	5.51	4.51	5.51	4.91	5.31	5.40	6.21	4.91	5.80			
60	5.13	6.23	5.08	6.65	5.73	5.61	5.10	5.81	4.69	5.81	5.10	5.61	5.73	6.65	5.08	6.23			
65	5.23	6.46	5.15	6.89	5.92	5.77	5.21	6.00	4.81	6.00	5.21	5.77	5.92	6.89	5.15	6.46			
70	5.33	6.74	5.22	7.17	6.19	6.01	5.37	6.27	4.93	6.27	5.37	6.01	6.19	7.17	5.22	6.74			
75	5.37	6.86	5.23	7.29	6.32	6.12	5.44	6.39	4.99	6.39	5.44	6.12	6.32	7.29	5.23	6.86			
80	5.42	6.96	5.20	7.37	6.39	6.20	5.51	6.50	5.05	6.50	5.51	6.20	6.39	7.37	5.20	6.96			
85	5.46	7.02	5.18	7.41	6.42	6.25	5.54	6.56	5.08	6.56	5.54	6.25	6.42	7.41	5.18	7.02			
90	5.46	7.06	5.10	7.43	6.42	6.29	5.57	6.59	5.08	6.59	5.57	6.29	6.42	7.43	5.10	7.06			
95	5.42	7.06	5.04	7.42	6.38	6.26	5.55	6.56	5.05	6.56	5.55	6.26	6.38	7.42	5.04	7.06			
100	5.32	6.99	4.90	7.31	6.28	6.16	5.45	6.46	4.95	6.46	5.45	6.16	6.28	7.31	4.90	6.99			
105	5.23	6.88	4.79	7.18	6.18	6.06	5.35	6.36	4.86	6.36	5.35	6.06	6.18	7.18	4.79	6.88			
110	5.04	6.63	4.56	6.91	5.99	5.85	5.17	6.15	4.70	6.15	5.17	5.85	5.99	6.91	4.56	6.63			
115	4.88	6.42	4.39	6.71	5.82	5.67	5.04	5.95	4.55	5.95	5.04	5.67	5.82	6.71	4.39	6.42			
120	4.60	6.04	4.13	6.38	5.51	5.32	4.81	5.60	4.30	5.60	4.81	5.32	5.51	6.38	4.13	6.04			
125	4.39	5.76	3.96	6.12	5.26	5.08	4.62	5.36	4.11	5.36	4.62	5.08	5.26	6.12	3.96	5.76			
130	4.07	5.28	3.76	5.73	4.85	4.68	4.36	5.02	3.82	5.02	4.36	4.68	4.85	5.73	3.76	5.28			
135	3.84	4.94	3.63	5.45	4.59	4.41	4.14	4.75	3.63	4.75	4.14	4.41	4.59	5.45	3.63	4.94			
140	3.50	4.45	3.51	5.04	4.20	4.05	3.80	4.31	3.36	4.31	3.80	4.05	4.20	5.04	3.51	4.45			
145	3.29	4.09	3.02	4.57	4.03	3.76	3.38	3.82	3.15	3.82	3.38	3.76	4.03	4.57	3.02	4.09			
150	2.81	3.19	2.25	3.57	3.32	3.02	2.61	2.94	2.51	2.94	2.61	3.02	3.32	3.57	2.25	3.19			
155	2.25	2.54	1.85	2.83	2.61	2.45	2.10	2.28	1.92	2.28	2.10	2.45	2.61	2.83	1.85	2.54			
160	0.74	0.82	0.76	0.80	0.87	0.71	0.67	0.58	0.45	0.58	0.67	0.71	0.87	0.80	0.76	0.82			
165	0.06	0.09	0.06	0.07	0.11	0.06	0.05	0.04	0.04	0.04	0.05	0.06	0.11	0.07	0.06	0.09			
170	0.01	0.01	0.01	0.01	0.01	0.01	0.01	0.01	0.01	0.01	0.01	0.01	0.01	0.01	0.01	0.01			
175	0.00	0.00	0.00	0.00	0.00	0.00	0.00	0.00	0.00	0.00	0.00	0.00	0.00	0.00	0.00	0.00			
180	0.00	0.00	0.00	0.00	0.00	0.00	0.00	0.00	0.00	0.00	0.00	0.00	0.00	0.00	0.00	0.00			

C Range: 0 - 180DEG
 C Interval: 22.5DEG
 Test Speed: MEDIUM
 Temperature:20°C
 Operators:ELAINE
 Test Date:24 October 2023

γ Range: 0 - 180DEG
 γ Interval: 2.0DEG
 Test System:EVERFINE GO-SPEX500_V1 SYSTEM V2.00.473
 Humidity:65.0%
 Test Distance:3.100m [K=1.0000]
 Remarks: AQF-G-004-2200K
 2W / 2200K
 24V DC